


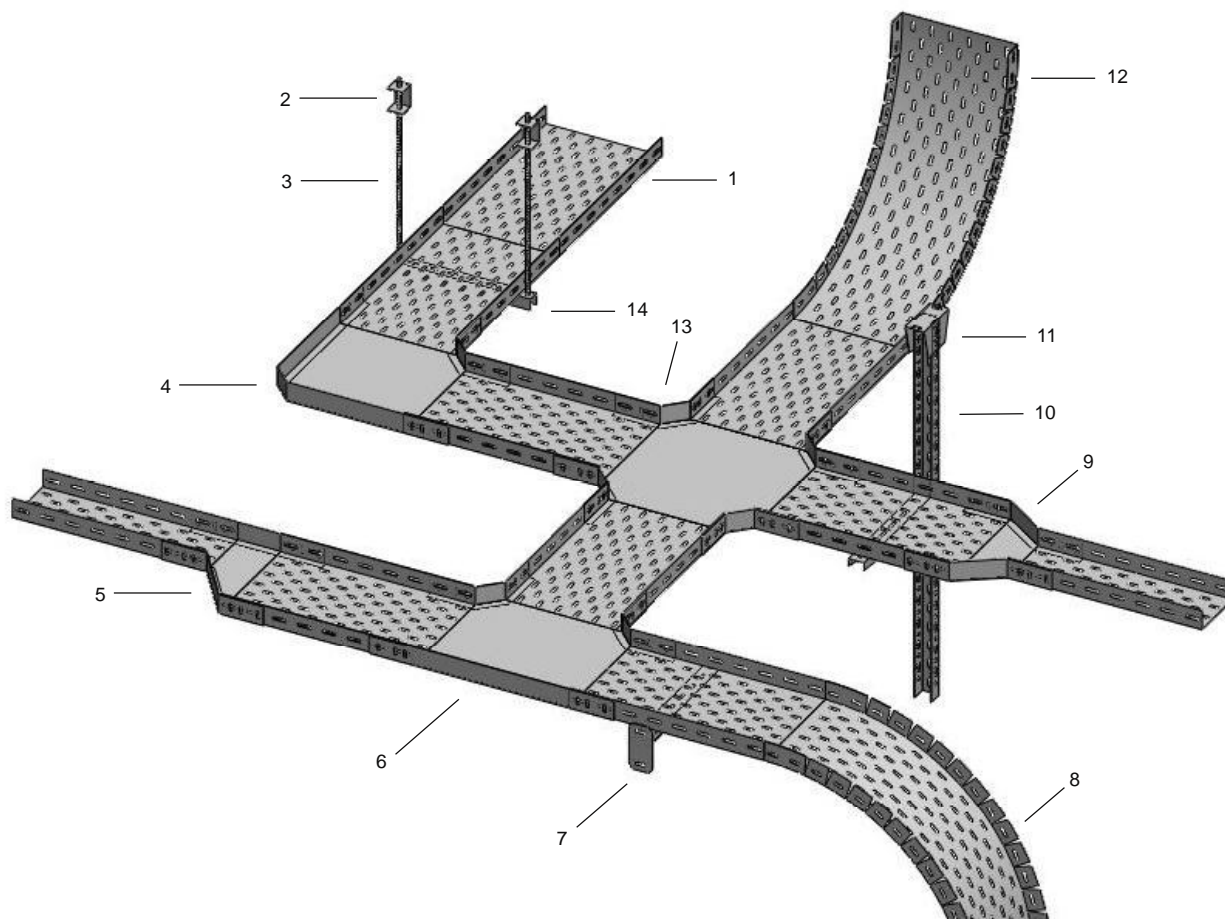
GERPAAS®

Cable trays
Chemin de câbles
Kabelrinnen
Кабельные лотки
Kablo kanalları



GERPAAAS[®]

Material options: Stainless steel AISI 304 (L) (A2) / AISI 316 (L) (A4), ST-37-42 Mild Steel, Corten A, Pregalvanized steel, Aluminum
 Finish options : Hot Dip Galvanized to EN 1461, Electrogalvanized to TS 149, Electrostatic Paint Coated, Prime coated
 See material & finish option charts for available product specific selections.



- | | |
|----------------|-----------------|
| 1)- GE-KT1 | 8)- GE-KT1-OBF |
| 2)- GE-AE-2 | 9)- GE-KT1-R |
| 3)- GE-KAT | 10)- GE-U |
| 4)- GE-KT1-D90 | 11)- GE-AS2 |
| 5)- GE-KT1-RR | 12)- GE-KT1-IBF |
| 6)- GE-KT1-T | 13)- GE-KT1-DB |
| 7)- GE-KD | 14)- GE-AE-5U |



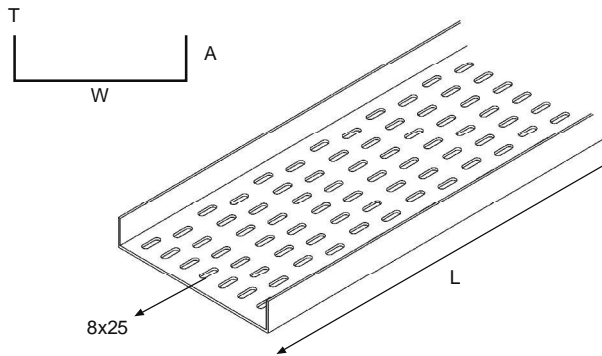
Material options: Stainless steel AISI 304 (L) (A2) / AISI 316 (L) (A4), ST-37-42 Mild Steel, Corten A, Pregalvanized steel, Aluminum
Finish options : Hot Dip Galvanized to EN 1461, Electrogalvanized to TS 149, Electrostatic Paint Coated, Prime coated
See material & finish option charts for available product specific selections.

Cable Trays

15

GE-KT1-A15

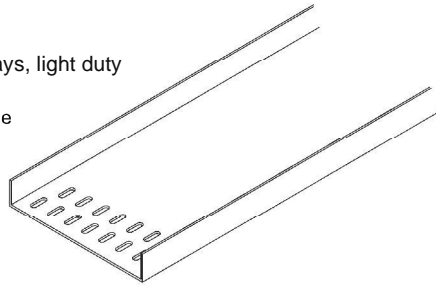
Cable trays, light duty
Kablo kanalları
Легкая долг кабельных лотков



Part No1	T	W	A	L	Kg/m
GE-KT1-5-A15	1	50	15	3000	0.60
GE-KT1-7-A15	1	70	15	3000	0.76
GE-KT1-10-A15	1	100	15	3000	1.00
GE-KT1-12-A15	1	120	15	3000	1.16
GE-KT1-15-A15	1	150	15	3000	1.40
GE-KT1-20-A15	1.2	200	15	3000	2.16
GE-KT1-22-A15	1.2	225	15	3000	2.40
GE-KT1-25-A15	1.2	250	15	3000	2.64
GE-KT1-30-A15	1.2	300	15	3000	3.12
GE-KT1-40-A15	1.5	400	15	3000	5.10
GE-KT1-45-A15	1.5	450	15	3000	5.70
GE-KT1-50-A15	1.5	500	15	3000	6.30
GE-KT1-60-A15	1.5	600	15	3000	7.50
GE-KT1-75-A15	1.5	750	15	3000	9.30
GE-KT1-90-A15	1.5	900	15	3000	11.10

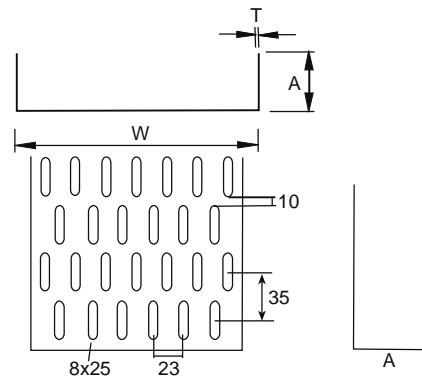
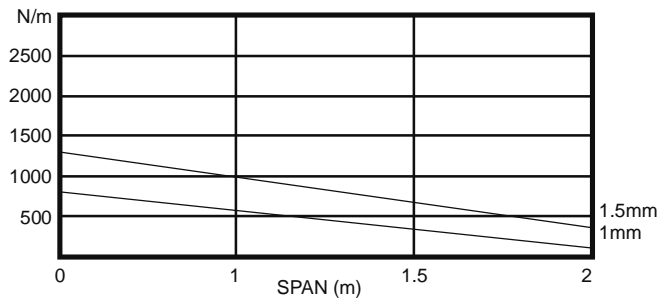
GE-KTN1-A15

Non perforated cable trays, light duty
Deliksiz kablo kanalları
Легкая долг, не кабельные перфорированные лотки



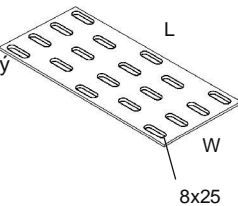
Custom production available upon request.
İsteğe göre diğer ölçülerde üretim yapılır.
Возможно изготовление продукции на заказ.

SS4 SS6 HDG PG EG ESB APB AL



GE-FEK

Fish plate
Taban ek parçası
Связующий элемент



GE-KC-2

Fixing set
Kanal civata takımı
Комплект винтового соединения



GE-LCN

PVC strip
PVC conta
Резиновые прокладки



GE-LCND

PVC strip double
PVC conta, çiftli
Резиновые прокладки



GE-SPRAY-1

Zinc spray
Çinko sprej



Material options: Stainless steel AISI 304 (L) (A2) / AISI 316 (L) (A4), ST-37-42 Mild Steel, Corten A, Pregalvanized steel, Aluminum
Finish options : Hot Dip Galvanized to EN 1461, Electrogalvanized to TS 149, Electrostatic Paint Coated, Prime coated
See material & finish option charts for available product specific selections.

Cable Trays

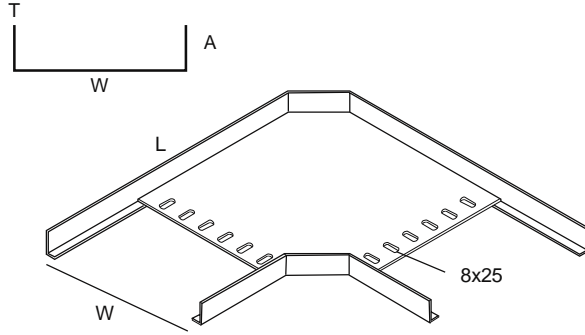
15

GE-KT1-D90-A15

90° flat bend

90° dönüş elemanı

Секция угловая горизонтальная 90°



Please specify radius when ordering.
Connect with GE-FEK fish plate.

Siparişinizde radyusu belirtiniz
GE-FEK ile birleştiriniz.

Укажите радиус при заказе.
Связаться с GE-FEK рыбы пластины.

Part No	T	W	A	L	Kg
GE-KT1-D90-5-A15	1	50	15	210	0.33
GE-KT1-D90-7-A15	1	70	15	230	0.39
GE-KT1-D90-10-A15	1	100	15	260	0.47
GE-KT1-D90-12-A15	1	120	15	280	0.55
GE-KT1-D90-15-A15	1	150	15	310	0.66
GE-KT1-D90-20-A15	1.2	200	15	360	1.10
GE-KT1-D90-22-A15	1.2	225	15	385	1.22
GE-KT1-D90-25-A15	1.2	250	15	410	1.40
GE-KT1-D90-30-A15	1.2	300	15	470	1.78
GE-KT1-D90-40-A15	1.5	400	15	570	3.15
GE-KT1-D90-45-A15	1.5	450	15	610	3.90
GE-KT1-D90-50-A15	1.5	500	15	660	4.60
GE-KT1-D90-60-A15	1.5	600	15	760	6.23
GE-KT1-D90-75-A15	1.5	750	15	910	9.25
GE-KT1-D90-90-A15	1.5	900	15	1060	12.76

Flat bends in 90°, 60°, 45°, 30° are available on request.
90° flat bend is supplied as standard unless the angle is specified when ordering.

90°, 60°, 45°, 30° dönüşler mevcuttur.
Bapak ölçü belirtilmedikçe standart 90° teslim edilir.

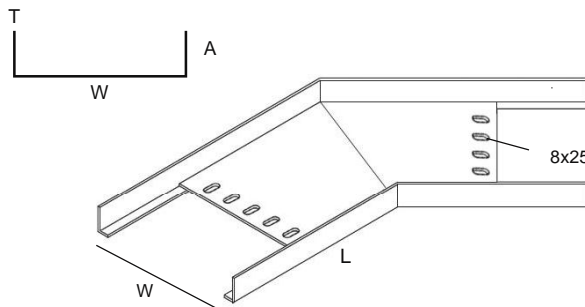
Угловые элементы могут быть изготовлены 90, 60, 45, 30, Стандартный размер 90, кроме случаев оговорённых при заказе.

GE-KT1-D45-A15

45° flat bend

45° dönüş elemanı

Секция угловая горизонтальная 45°



Please specify radius when ordering.
Connect with GE-FEK fish plate.

Siparişinizde radyusu belirtiniz
GE-FEK ile birleştiriniz.

Укажите радиус при заказе.
Связаться с GE-FEK рыбы пластины.

Part No	T	W	A	L	Kg
GE-KT1-D45-5-A15	1	50	15	210	0.33
GE-KT1-D45-7-A15	1	70	15	230	0.39
GE-KT1-D45-10-A15	1	100	15	260	0.47
GE-KT1-D45-12-A15	1	120	15	280	0.55
GE-KT1-D45-15-A15	1	150	15	310	0.66
GE-KT1-D45-20-A15	1.2	200	15	360	1.10
GE-KT1-D45-22-A15	1.2	225	15	385	1.22
GE-KT1-D45-25-A15	1.2	250	15	410	1.40
GE-KT1-D45-30-A15	1.2	300	15	470	1.78
GE-KT1-D45-40-A15	1.5	400	15	570	3.15
GE-KT1-D45-45-A15	1.5	450	15	610	3.90
GE-KT1-D45-50-A15	1.5	500	15	660	4.60
GE-KT1-D45-60-A15	1.5	600	15	760	6.23
GE-KT1-D45-75-A15	1.5	750	15	910	9.25
GE-KT1-D45-90-A15	1.5	900	15	1060	12.76

Material options: Stainless steel AISI 304 (L) (A2) / AISI 316 (L) (A4), ST-37-42 Mild Steel, Corten A, Pregalvanized steel, Aluminum
 Finish options : Hot Dip Galvanized to EN 1461, Electrogalvanized to TS 149, Electrostatic Paint Coated, Prime coated
 See material & finish option charts for available product specific selections.

Cable Trays

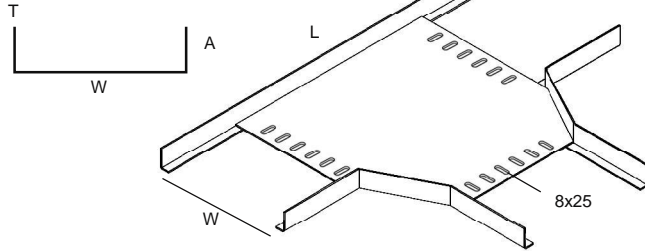
15

GE-KT1-T-A15

Tee

T elemanı

T образное разветвление

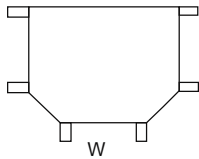


Please specify radius when ordering.
 Connect with GE-FEK fish plate.

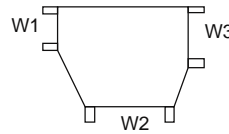
Siparişinizde radyusu belirtiniz
 GE-FEK ile birleştiriniz.

Укажите радиус при заказе.
 Связаться с GE-FEK рыбы пластины.

Part No	T	W	A	L	Kg
GE-KT1-T-5-A15	1	50	15	370	0.43
GE-KT1-T-7-A15	1	70	15	390	0.52
GE-KT1-T-10-A15	1	100	15	420	0.60
GE-KT1-T-12-A15	1	120	15	440	0.65
GE-KT1-T-15-A15	1	150	15	470	0.80
GE-KT1-T-20-A15	1.2	200	15	520	1.13
GE-KT1-T-22-A15	1.2	225	15	545	1.30
GE-KT1-T-25-A15	1.2	250	15	570	1.46
GE-KT1-T-30-A15	1.2	300	15	620	1.93
GE-KT1-T-40-A15	1.5	400	15	720	3.40
GE-KT1-T-45-A15	1.5	450	15	770	4.10
GE-KT1-T-50-A15	1.5	500	15	820	4.80
GE-KT1-T-60-A15	1.5	600	15	920	6.45
GE-KT1-T-75-A15	1.5	750	15	1070	9.40
GE-KT1-T-90-A15	1.5	900	15	1220	13.00



Equal Tee
 Erit T Elemanı
 Равное разветвление



Unequal Tee
 Erit olmayan T Elemanı
 Неравное разветвление

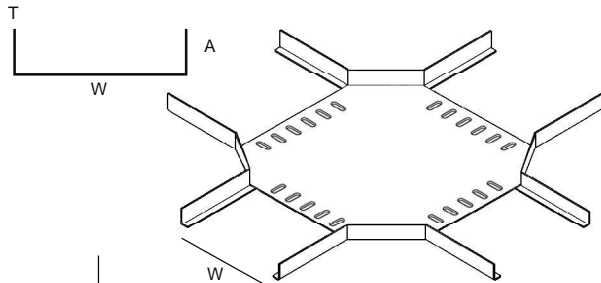
Please specify the widths of unequal tees by drawing.
 Erit olmayan T lerde W ölçülerini siparişte belirtiniz.
 Укажите размеры W неравного T-образного разветвления.

GE-KT1-DB-A15

Crossing

Dörtlü Bağlantı Elemanı

Секция крестообразная



Please specify radius when ordering.
 Connect with GE-FEK fish plate.

Siparişinizde radyusu belirtiniz
 GE-FEK ile birleştiriniz.

Укажите радиус при заказе.
 Связаться с GE-FEK рыбы пластины.

Part No	T	W	A	L	Kg
GE-KT1-DB-5-A15	1	50	15	370	0.60
GE-KT1-DB-7-A15	1	70	15	390	0.65
GE-KT1-DB-10-A15	1	100	15	420	0.74
GE-KT1-DB-12-A15	1	120	15	440	0.80
GE-KT1-DB-15-A15	1	150	15	470	0.91
GE-KT1-DB-20-A15	1.2	200	15	520	1.30
GE-KT1-DB-22-A15	1.2	225	15	545	1.45
GE-KT1-DB-25-A15	1.2	250	15	570	1.60
GE-KT1-DB-30-A15	1.2	300	15	620	2.10
GE-KT1-DB-40-A15	1.5	400	15	720	3.60
GE-KT1-DB-45-A15	1.5	450	15	770	3.95
GE-KT1-DB-50-A15	1.5	500	15	820	4.95
GE-KT1-DB-60-A15	1.5	600	15	920	6.65
GE-KT1-DB-75-A15	1.5	750	15	1070	9.65
GE-KT1-DB-90-A15	1.5	900	15	1220	13.25

Material options: Stainless steel AISI 304 (L) (A2) / AISI 316 (L) (A4), ST-37-42 Mild Steel, Corten A, Pregalvanized steel, Aluminum
 Finish options : Hot Dip Galvanized to EN 1461, Electrogalvanized to TS 149, Electrostatic Paint Coated, Prime coated
 See material & finish option charts for available product specific selections.

Cable Trays

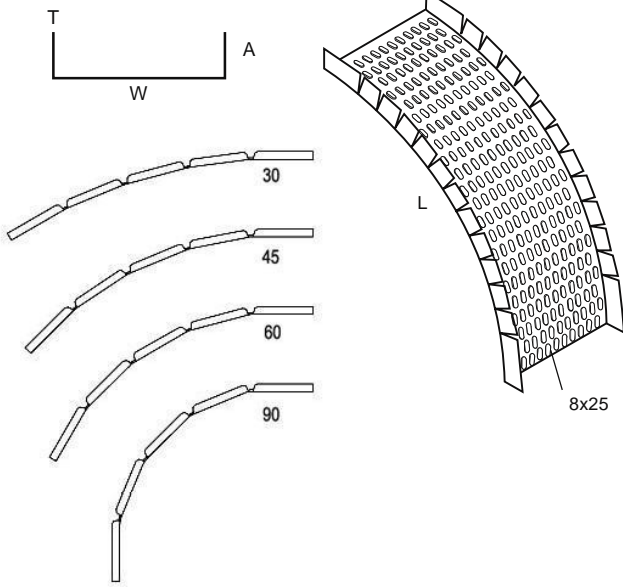
15

GE-KT1-OBF-A15

Flexible outside bend

Modüler dış bükey elemanı

Внешний угловой элемент



Part No	T	W	A	L	Kg
GE-KT1-OBF-5-A15	1	50	15	500	0.30
GE-KT1-OBF-7-A15	1	70	15	500	0.38
GE-KT1-OBF-10-A15	1	100	15	500	0.50
GE-KT1-OBF-12-A15	1	120	15	500	0.58
GE-KT1-OBF-15-A15	1	150	15	500	0.70
GE-KT1-OBF-20-A15	1.2	200	15	750	1.62
GE-KT1-OBF-22-A15	1.2	225	15	750	1.80
GE-KT1-OBF-25-A15	1.2	250	15	750	2.00
GE-KT1-OBF-30-A15	1.2	300	15	750	2.34
GE-KT1-OBF-40-A15	1.5	400	15	750	3.83
GE-KT1-OBF-45-A15	1.5	450	15	750	4.28
GE-KT1-OBF-50-A15	1.5	500	15	750	4.73
GE-KT1-OBF-60-A15	1.5	600	15	1000	7.50
GE-KT1-OBF-75-A15	1.5	750	15	1000	9.30
GE-KT1-OBF-90-A15	1.5	900	15	1000	11.11

Please specify radius when ordering.

Connect with GE-FEK fish plate.

Siparişinizde radyusu belirtiniz
 GE-FEK ile birleştiriniz.

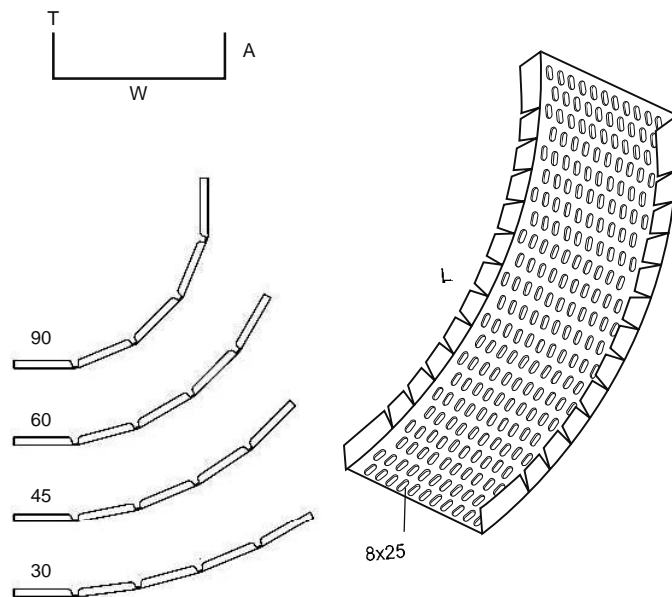
Укажите радиус при заказе,
 Связаться с GE-FEK рыбы пластины.

GE-KT1-IBF-A15

Flexible inside bend

Modüler iç bükey elemanı

Внутренний угловой элемент



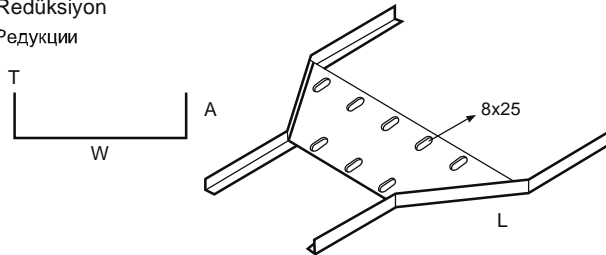
Part No	T	W	A	L	Kg
GE-KT1-IBF-5-A15	1	50	15	500	0.30
GE-KT1-IBF-7-A15	1	70	15	500	0.38
GE-KT1-IBF-10-A15	1	100	15	500	0.50
GE-KT1-IBF-12-A15	1	120	15	500	0.58
GE-KT1-IBF-15-A15	1	150	15	500	0.70
GE-KT1-IBF-20-A15	1.2	200	15	750	1.62
GE-KT1-IBF-22-A15	1.2	225	15	750	1.80
GE-KT1-IBF-25-A15	1.2	250	15	750	2.00
GE-KT1-IBF-30-A15	1.2	300	15	750	2.34
GE-KT1-IBF-40-A15	1.5	400	15	750	3.83
GE-KT1-IBF-45-A15	1.5	450	15	750	4.28
GE-KT1-IBF-50-A15	1.5	500	15	750	4.73
GE-KT1-IBF-60-A15	1.5	600	15	1000	7.50
GE-KT1-IBF-75-A15	1.5	750	15	1000	9.30
GE-KT1-IBF-90-A15	1.5	900	15	1000	11.11

Material options: Stainless steel AISI 304 (L) (A2) / AISI 316 (L) (A4), ST-37-42 Mild Steel, Corten A, Pregalvanized steel, Aluminum
 Finish options : Hot Dip Galvanized to EN 1461, Electrogalvanized to TS 149, Electrostatic Paint Coated, Prime coated
 See material & finish option charts for available product specific selections.

Cable Trays

15

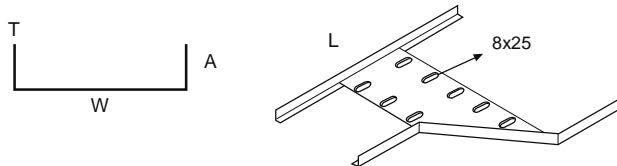
GE-KT1-R-A15
 Straight reducer
 Redüksiyon
 Редукции



Part No	T	W1 - W2	A	L	Kg
GE-KT1-R-10-20-A15	1.5	100 - 200	15	300	0.40
GE-KT1-R-10-30-A15	1.5	100 - 300	15	340	0.55
GE-KT1-R-10-40-A15	1.5	100 - 400	15	400	0.90
GE-KT1-R-10-50-A15	1.5	100 - 500	15	440	1.15
GE-KT1-R-10-60-A15	1.5	100 - 600	15	490	1.55
GE-KT1-R-10-75-A15	1.5	100 - 750	15	560	2.25
GE-KT1-R-10-90-A15	1.5	100 - 900	15	650	3.15

How to order / Kodlama / Как написать при заказе
 GE-KT1 R 100 200 A15 PG
 (Series + Product + Width1 + Width2 + Height + Finish)

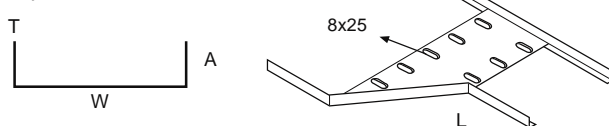
GE-KT1-RL-A15
 Left reducer
 Sola redüksiyon
 Редукции



Part No	T	W1 - W2	A	L	Kg
GE-KT1-RL-10-20-A15	1.5	100 - 200	15	300	0.40
GE-KT1-RL-10-30-A15	1.5	100 - 300	15	340	0.60
GE-KT1-RL-10-40-A15	1.5	100 - 400	15	400	0.90
GE-KT1-RL-10-50-A15	1.5	100 - 500	15	440	1.20
GE-KT1-RL-10-60-A15	1.5	100 - 600	15	490	1.60
GE-KT1-RL-10-75-A15	1.5	100 - 750	15	560	2.30
GE-KT1-RL-10-90-A15	1.5	100 - 900	15	650	3.25

How to order / Kodlama / Как написать при заказе
 GE-KT1 RL 100 200 A15 PG
 (Series + Product + Width1 + Width2 + Height + Finish)

GE-KT1-RR-A15
 Right reducer
 Sağa redüksiyon
 Редукции



Part No	T	W1 - W2	A	L	Kg
GE-KT1-RR-10-20-A15	1.5	100 - 200	15	300	0.40
GE-KT1-RR-10-30-A15	1.5	100 - 300	15	340	0.60
GE-KT1-RR-10-40-A15	1.5	100 - 400	15	400	0.90
GE-KT1-RR-10-50-A15	1.5	100 - 500	15	440	1.20
GE-KT1-RR-10-60-A15	1.5	100 - 600	15	490	1.60
GE-KT1-RR-10-75-A15	1.5	100 - 750	15	560	2.30
GE-KT1-RR-10-90-A15	1.5	100 - 900	15	650	3.25

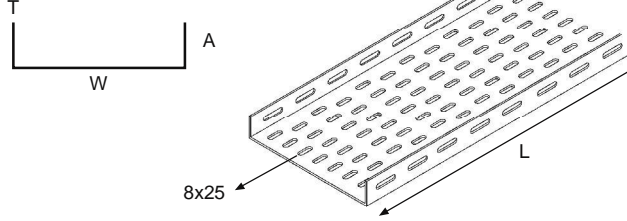
How to order / Kodlama / Как написать при заказе
 GE-KT1 RR 100 200 A15 PG
 (Series + Product + Width1 + Width2 + Height + Finish)

Material options: Stainless steel AISI 304 (L) (A2) / AISI 316 (L) (A4), ST-37-42 Mild Steel, Corten A, Pregalvanized steel, Aluminum
 Finish options : Hot Dip Galvanized to EN 1461, Electrogalvanized to TS 149, Electrostatic Paint Coated, Prime coated
 See material & finish option charts for available product specific selections.

Cable Trays

25

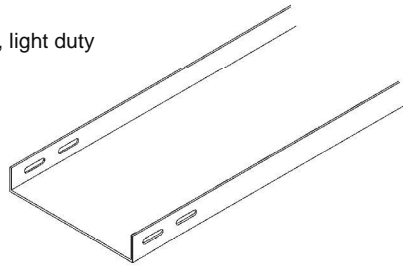
GE-KT1-A25
 Cable trays, light duty
 Kablo kanalları
 Легкая долг кабельных лотков



Part No	T	W	A	L	Kg/m
GE-KT1-5-A25	1	50	25	3000	0.76
GE-KT1-7-A25	1	70	25	3000	0.92
GE-KT1-10-A25	1	100	25	3000	1.16
GE-KT1-12-A25	1	120	25	3000	1.32
GE-KT1-15-A25	1	150	25	3000	1.56
GE-KT1-20-A25	1.2	200	25	3000	2.35
GE-KT1-22-A25	1.2	225	25	3000	2.60
GE-KT1-25-A25	1.2	250	25	3000	2.85
GE-KT1-30-A25	1.2	300	25	3000	3.30
GE-KT1-40-A25	1.5	400	25	3000	5.35
GE-KT1-45-A25	1.5	450	25	3000	5.95
GE-KT1-50-A25	1.5	500	25	3000	6.55
GE-KT1-60-A25	1.5	600	25	3000	7.74
GE-KT1-75-A25	1.5	750	25	3000	9.54
GE-KT1-90-A25	1.5	900	25	3000	11.35

GE-KTN1-A25
 Non perforated cable trays, light duty
 Deliksiz kablo kanalları

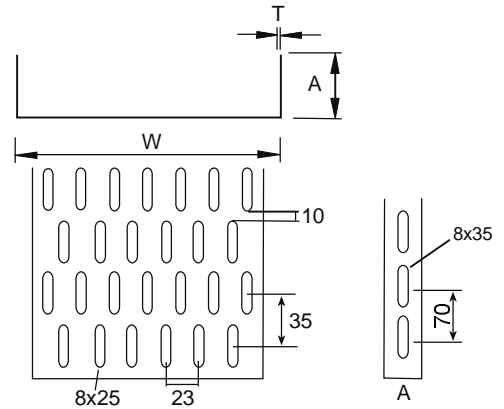
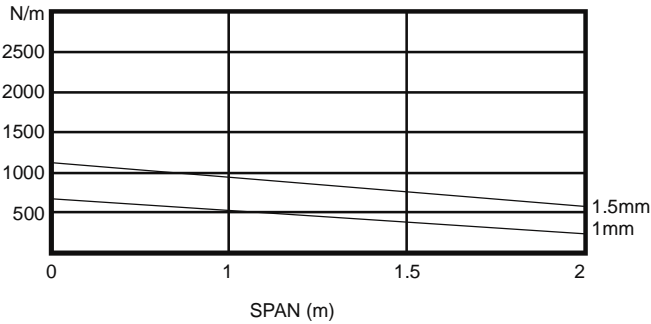
Легкая долг, не кабельные
 перфорированные лотки



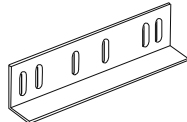
Custom production available upon request.
 Üsteğe göre diğer ölçülerde üretim yapıyor.

Возможно изготовление продукции на заказ.

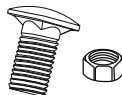
SS4 SS6 HDG PG EG ESB APB AL



GE-EK-25
 Splice plate
 Ek parçası
 Связующий элемент



GE-KC-2
 Fixing set
 Kanal civata takımı
 Комплект винтового соединения




GE-LCN
 PVC strip
 PVC conta
 Резиновые прокладки



GE-LCND
 PVC strip double
 PVC conta, çiftli
 Резиновые прокладки



GE-SPRAY-1
 Zinc spray
 Çinko sprej



Material options: Stainless steel AISI 304 (L) (A2) / AISI 316 (L) (A4), ST-37-42 Mild Steel, Corten A, Pregalvanized steel, Aluminum
Finish options : Hot Dip Galvanized to EN 1461, Electrogalvanized to TS 149, Electrostatic Paint Coated, Prime coated
See material & finish option charts for available product specific selections.

Cable Trays

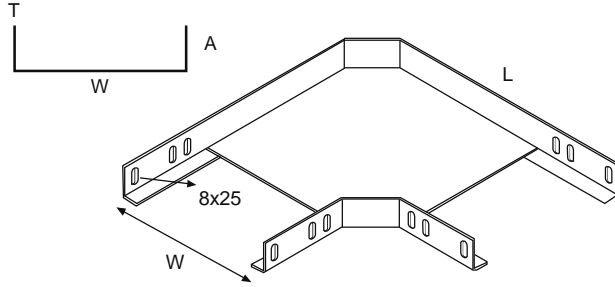
25

GE-KT1-D90-A25

90° flat bend

90° dönüþ elemanı

Секция угловая горизонтальная 90°



Part No	T	W	A	L	Kg
GE-KT1-D90-5-A25	1	50	25	210	0.41
GE-KT1-D90-7-A25	1	70	25	230	0.47
GE-KT1-D90-10-A25	1	100	25	260	0.56
GE-KT1-D90-12-A25	1	120	25	280	0.64
GE-KT1-D90-15-A25	1	150	25	310	0.75
GE-KT1-D90-20-A25	1.2	200	25	360	1.10
GE-KT1-D90-22-A25	1.2	225	25	385	1.25
GE-KT1-D90-25-A25	1.2	250	25	410	1.42
GE-KT1-D90-30-A25	1.2	300	25	470	1.95
GE-KT1-D90-40-A25	1.5	400	25	570	3.40
GE-KT1-D90-45-A25	1.5	450	25	610	4.10
GE-KT1-D90-50-A25	1.5	500	25	660	4.80
GE-KT1-D90-60-A25	1.5	600	25	760	6.50
GE-KT1-D90-75-A25	1.5	750	25	910	9.50
GE-KT1-D90-90-A25	1.5	900	25	1060	13.20

No couplers required for fixing to cable trays.
Please specify radius when ordering.

Birleþtirme için ek parçasına gerek yoktur.
Sipariþte radyusu belirtiniz

Нет арматуры, необходимой для фиксации кабеля в лотки.
Укажите радиус при заказе.

Flat bends in 90°, 60°, 45°, 30° are available on request.
90° flat bend is supplied as standard unless the angle is specified when ordering.

90°, 60°, 45°, 30° dönüþler mevcuttur.
Baþka ölçü belirtilmedikçe standart 90° teslim edilir.

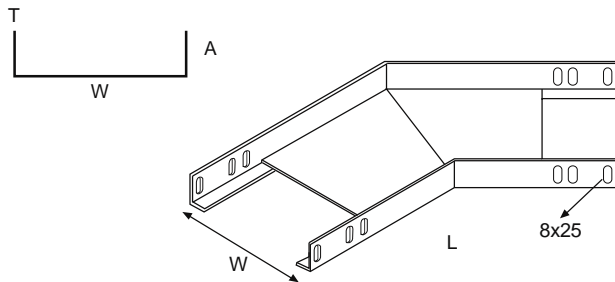
Угловые элементы могут быть изготовлены 90, 60, 45, 30. Стандартный размер 90, кроме случаев оговорённых при заказе.

GE-KT1-D45-A25

45° flat bend

45° dönüþ elemanı

Секция угловая горизонтальная 45°



Part No	T	W	A	L	Kg
GE-KT1-D45-5-A25	1	50	25	210	0.41
GE-KT1-D45-7-A25	1	70	25	230	0.47
GE-KT1-D45-10-A25	1	100	25	260	0.56
GE-KT1-D45-12-A25	1	120	25	280	0.64
GE-KT1-D45-15-A25	1	150	25	310	0.75
GE-KT1-D45-20-A25	1.2	200	25	360	1.10
GE-KT1-D45-22-A25	1.2	225	25	385	1.25
GE-KT1-D45-25-A25	1.2	250	25	410	1.42
GE-KT1-D45-30-A25	1.2	300	25	470	1.95
GE-KT1-D45-40-A25	1.5	400	25	570	3.40
GE-KT1-D45-45-A25	1.5	450	25	610	4.10
GE-KT1-D45-50-A25	1.5	500	25	660	4.80
GE-KT1-D45-60-A25	1.5	600	25	760	6.50
GE-KT1-D45-75-A25	1.5	750	25	910	9.50
GE-KT1-D45-90-A25	1.5	900	25	1060	13.20

No couplers required for fixing to cable trays.
Please specify radius when ordering.

Birleþtirme için ek parçasına gerek yoktur.
Sipariþte radyusu belirtiniz

Нет арматуры, необходимой для фиксации кабеля в лотки.
Укажите радиус при заказе.

Material options: Stainless steel AISI 304 (L) (A2) / AISI 316 (L) (A4), ST-37-42 Mild Steel, Corten A, Pregalvanized steel, Aluminum
 Finish options : Hot Dip Galvanized to EN 1461, Electrogalvanized to TS 149, Electrostatic Paint Coated, Prime coated
 See material & finish option charts for available product specific selections.

Cable Trays

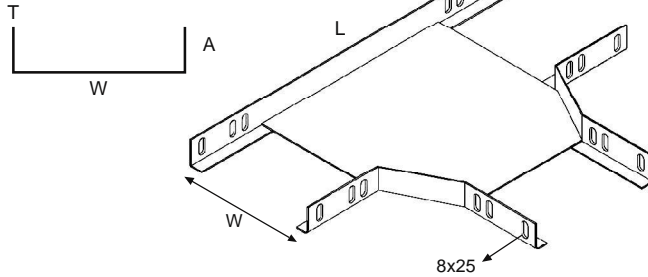
25

GE-KT1-T-A25

Tee

T elemanı

T образное разветвление



No couplers required for fixing to cable trays.
 Please specify radius when ordering.

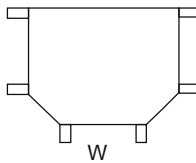
Birleştirme için ek parçasına gerek yoktur.
 Siparişte radyusu belirtiniz.

Нет арматуры, необходимой для фиксации кабеля в лотки.
 Укажите радиус при заказе.

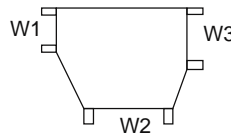
Part No	T	W	A	L	Kg
GE-KT1-T-5-A25	1	50	25	370	0.54
GE-KT1-T-7-A25	1	70	25	390	0.58
GE-KT1-T-10-A5	1	100	25	420	0.67
GE-KT1-T-12-A25	1	120	25	440	0.72
GE-KT1-T-15-A25	1	150	25	470	0.83
GE-KT1-T-20-A25	1.2	200	25	520	1.15
GE-KT1-T-22-A25	1.2	225	25	545	1.30
GE-KT1-T-25-A25	1.2	250	25	570	1.45
GE-KT1-T-30-A25	1.2	300	25	620	2.25
GE-KT1-T-40-A25	1.5	400	25	720	3.35
GE-KT1-T-45-A25	1.5	450	25	770	3.99
GE-KT1-T-50-A25	1.5	500	25	820	4.71
GE-KT1-T-60-A25	1.5	600	25	920	6.30
GE-KT1-T-75-A25	1.5	750	25	1070	9.25
GE-KT1-T-90-A25	1.5	900	25	1220	12.80

Please specify the widths of unequal tees by drawing.
 Erit olmayan T'lerde W ölçülerini siparişte belirtiniz.

Укажите размеры W неравного T-образного разветвления.



Equal Tee
 Erit T Elemanı
 Равное разветвление



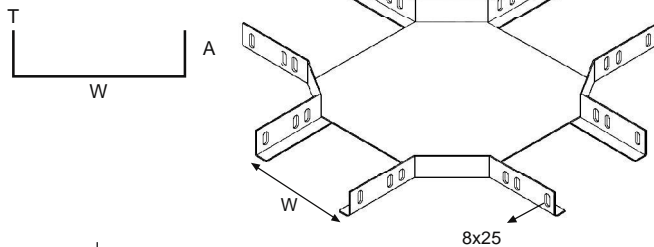
Unequal Tee
 Erit olmayan T Elemanı
 Неравное разветвление

GE-KT1-DB-A25

Crossing

Dörtlü Bağlantı Elemanı

Секция крестообразная

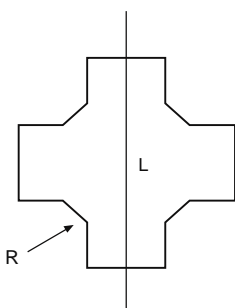


No couplers required for fixing to cable trays.
 Please specify radius when ordering.

Birleştirme için ek parçasına gerek yoktur.
 Siparişte radyusu belirtiniz.

Нет арматуры, необходимой для фиксации кабеля в лотки.
 Укажите радиус при заказе.

Part No	T	W	A	L	Kg
GE-KT1-DB-5-A25	1	50	25	370	0.73
GE-KT1-DB-7-A25	1	70	25	390	0.78
GE-KT1-DB-10-A25	1	100	25	420	0.87
GE-KT1-DB-12-A25	1	120	25	440	0.93
GE-KT1-DB-15-A25	1	150	25	470	1.04
GE-KT1-DB-20-A25	1.2	200	25	520	1.42
GE-KT1-DB-22-A25	1.2	225	25	545	1.56
GE-KT1-DB-25-A25	1.2	250	25	570	1.73
GE-KT1-DB-30-A25	1.2	300	25	620	2.25
GE-KT1-DB-40-A25	1.5	400	25	720	3.77
GE-KT1-DB-45-A25	1.5	450	25	770	4.12
GE-KT1-DB-50-A25	1.5	500	25	820	5.15
GE-KT1-DB-60-A25	1.5	600	25	920	6.82
GE-KT1-DB-75-A25	1.5	750	25	1070	9.82
GE-KT1-DB-90-A25	1.5	900	25	1220	13.42



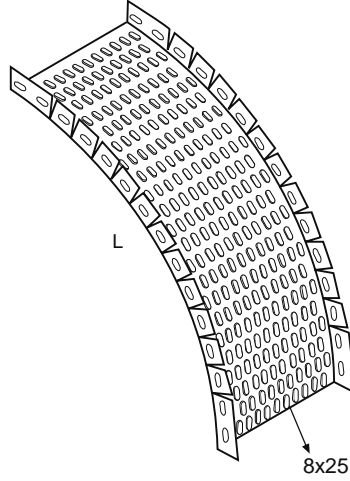
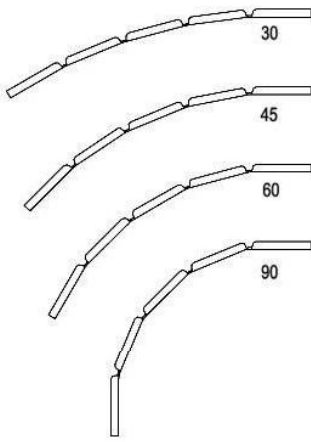
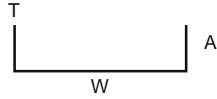
Material options: Stainless steel AISI 304 (L) (A2) / AISI 316 (L) (A4), ST-37-42 Mild Steel, Corten A, Pregalvanized steel, Aluminum
 Finish options : Hot Dip Galvanized to EN 1461, Electrogalvanized to TS 149, Electrostatic Paint Coated, Prime coated
 See material & finish option charts for available product specific selections.

Cable Trays

25

GE-KT1-OBF-A25

Flexible outside bend
 Modüler dış bükey elemanı
 Внешний угловой элемент

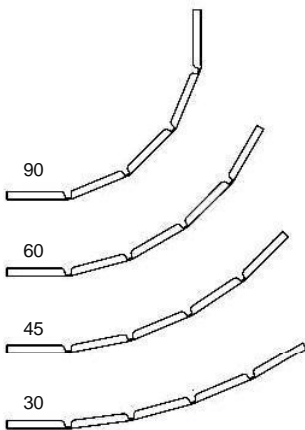
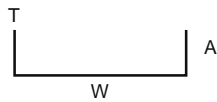


Connection to be made with splice plates.
 Please specify radius when ordering.

Birleştirme için GE-EK kullanılır.
 Siparişte radyusu belirtiniz

GE-KT1-IBF-A25

Flexible inside bend
 Modüler iç bükey elemanı
 Внутренний угловой элемент

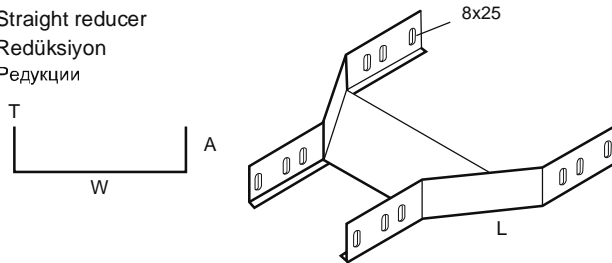


Material options: Stainless steel AISI 304 (L) (A2) / AISI 316 (L) (A4), ST-37-42 Mild Steel, Corten A, Pregalvanized steel, Aluminum
 Finish options : Hot Dip Galvanized to EN 1461, Electrogalvanized to TS 149, Electrostatic Paint Coated, Prime coated
 See material & finish option charts for available product specific selections.

Cable Trays

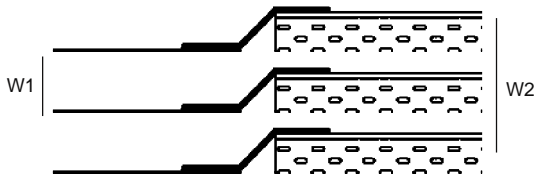
25

GE-KT1-R-A25
 Straight reducer
 Redüksiyon
 Редукции

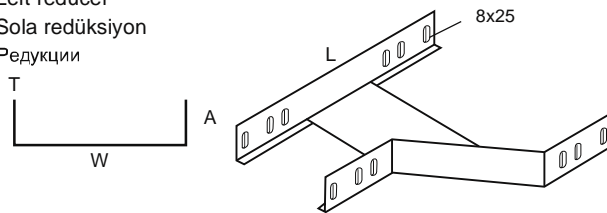


Part No	T	W1 - W2	A	L	Kg
GE-KT1-R-10-20-A25	1.5	100 - 200	25	300	0.45
GE-KT1-R-10-30-A25	1.5	100 - 300	25	340	0.65
GE-KT1-R-10-40-A25	1.5	100 - 400	25	400	1.00
GE-KT1-R-10-50-A25	1.5	100 - 500	25	440	1.30
GE-KT1-R-10-60-A25	1.5	100 - 600	25	490	1.70
GE-KT1-R-10-75-A25	1.5	100 - 750	25	560	2.40
GE-KT1-R-10-90-A25	1.5	100 - 900	25	650	3.35

How to order / Kodlama / Как написать при заказе
 GE-KT1 R 100 200 A25 PG
 (Series + Product + Width1 + Width2 + Height + Finish)

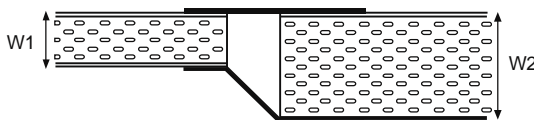


GE-KT1-RL-A25
 Left reducer
 Sola redüksiyon
 Редукции

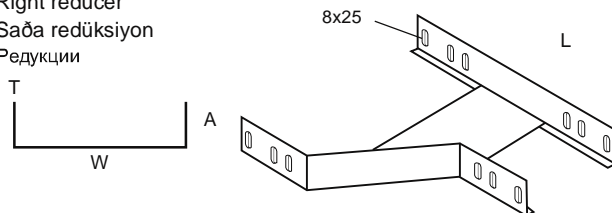


Part No	T	W1 - W2	A	L	Kg
GE-KT1-RL-10-20-A25	1.5	100 - 200	25	300	0.45
GE-KT1-RL-10-30-A25	1.5	100 - 300	25	340	0.70
GE-KT1-RL-10-40-A25	1.5	100 - 400	25	400	1.00
GE-KT1-RL-10-50-A25	1.5	100 - 500	25	440	1.35
GE-KT1-RL-10-60-A25	1.5	100 - 600	25	490	1.75
GE-KT1-RL-10-75-A25	1.5	100 - 750	25	560	2.50
GE-KT1-RL-10-90-A25	1.5	100 - 900	25	650	3.45

How to order / Kodlama / Как написать при заказе
 GE-KT1 RL 100 200 A25 PG
 (Series + Product + Width1 + Width2 + Height + Finish)

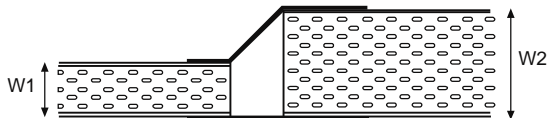


GE-KT1-RR-A25
 Right reducer
 Sağa redüksiyon
 Редукции



Part No	T	W1 - W2	A	L	Kg
GE-KT1-RR-10-20-A25	1.5	100 - 200	25	300	0.45
GE-KT1-RR-10-30-A25	1.5	100 - 300	25	340	0.70
GE-KT1-RR-10-40-A25	1.5	100 - 400	25	400	1.00
GE-KT1-RR-10-50-A25	1.5	100 - 500	25	440	1.35
GE-KT1-RR-10-60-A25	1.5	100 - 600	25	490	1.75
GE-KT1-RR-10-75-A25	1.5	100 - 750	25	560	2.50
GE-KT1-RR-10-90-A25	1.5	100 - 900	25	650	3.45

How to order / Kodlama / Как написать при заказе
 GE-KT1 RR 100 200 A25 PG
 (Series + Product + Width1 + Width2 + Height + Finish)



- EN** Cable trays
- FR** Chemin de câbles
- D** Kabelrinnen
- RU** КАБЕЛЬНЫЕ ЛОТКИ
- TR** Kablo kanalları

Material options: Stainless steel AISI 304 (L) (A2) / AISI 316 (L) (A4), ST-37-42 Mild Steel, Corten A, Pregalvanized steel, Aluminum
 Finish options : Hot Dip Galvanized to EN 1461, Electrogalvanized to TS 149, Electrostatic Paint Coated, Prime coated
 See material & finish option charts for available product specific selections.

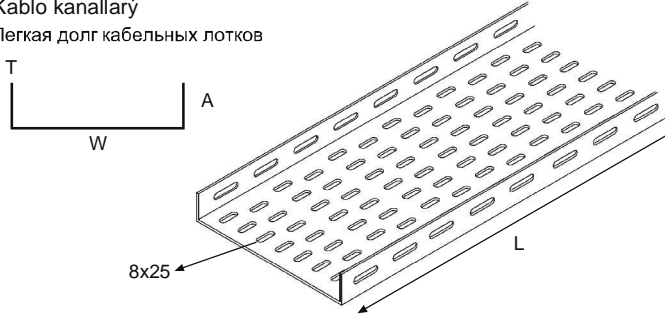
Cable Trays

40

GE-KT1-A40

Cable trays, light duty
 Kablo kanalları

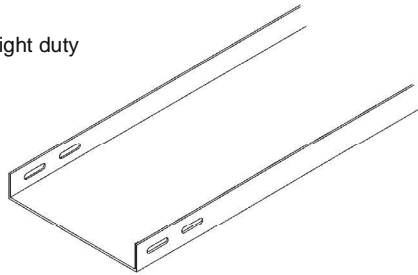
Легкая долг кабельных лотков



GE-KTN1-A40

Non perforated cable trays, light duty
 Deliksiz kablo kanalları

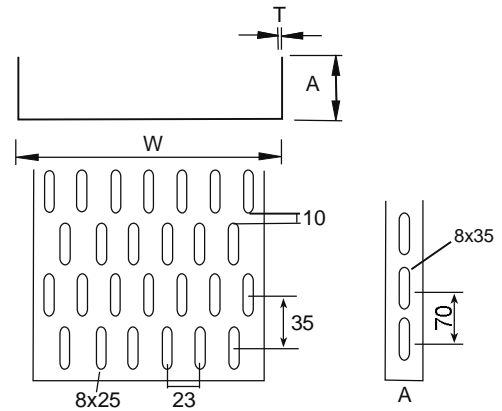
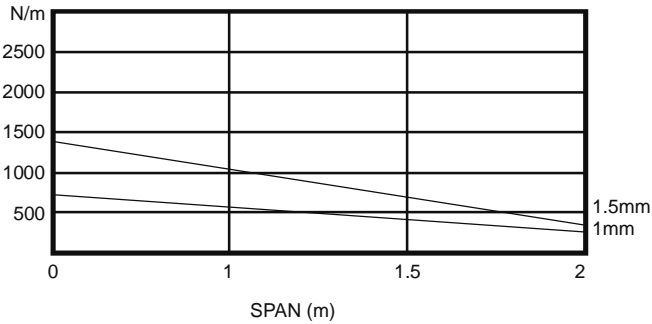
Легкая долг, не кабельные перфорированные лотки



Part No	T	W	A	L	Kg
GE-KT1-5-A40	1	50	40	3000	1.00
GE-KT1-7-A40	1	70	40	3000	1.16
GE-KT1-10-A40	1	100	40	3000	1.40
GE-KT1-12-A40	1	120	40	3000	1.56
GE-KT1-15-A40	1	150	40	3000	1.80
GE-KT1-20-A40	1.2	200	40	3000	2.64
GE-KT1-22-A40	1.2	225	40	3000	2.88
GE-KT1-25-A40	1.2	250	40	3000	3.12
GE-KT1-30-A40	1.2	300	40	3000	3.60
GE-KT1-40-A40	1.5	400	40	3000	5.69
GE-KT1-45-A40	1.5	450	40	3000	6.23
GE-KT1-50-A40	1.5	500	40	3000	6.89
GE-KT1-60-A40	1.5	600	40	3000	8.10
GE-KT1-75-A40	1.5	750	40	3000	9.90
GE-KT1-90-A40	1.5	900	40	3000	11.70

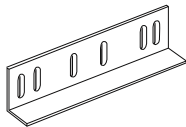
Custom production available upon request.
 Üstede göre diğer ölçülerde üretim yapılır.
 Возможно изготовление продукции на заказ.

- SS4
- SS6
- HDG
- PG
- EG
- ESB
- APB
- AL



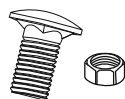
GE-EK-40

Splice plate
 Ek parçası
 Связующий элемент



GE-KC-2

Fixing set
 Kanal civata takımı
 Комплект винтового соединения



GE-LCN

PVC strip
 PVC conta
 Резиновые прокладки




GE-LCND

PVC strip double
 PVC conta, çiftli
 Резиновые прокладки



GE-SPRAY-1

Zinc spray
 Çinko sprej



Material options: Stainless steel AISI 304 (L) (A2) / AISI 316 (L) (A4), ST-37-42 Mild Steel, Corten A, Pregalvanized steel, Aluminum
Finish options : Hot Dip Galvanized to EN 1461, Electro galvanized to TS 149, Electrostatic Paint Coated, Prime coated
See material & finish option charts for available product specific selections.

Cable Trays

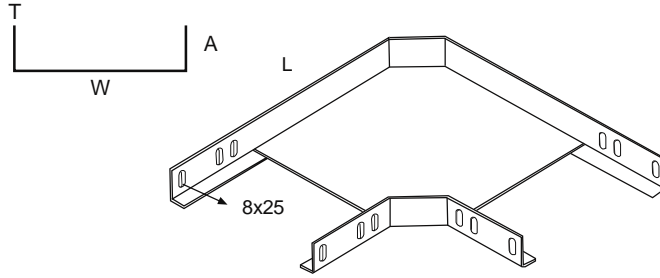
40

GE-KT1-D90-A40

90° flat bend

90° dönüþ elemanı

Секция угловая горизонтальная 90°



No couplers required for fixing to cable trays.
Please specify radius when ordering.

Birleþtirme için ek parçasına gerek yoktur.
Sipariþte radyusu belirtiniz

Нет арматуры, необходимой для фиксации кабеля в лотки.
Укажите радиус при заказе.

Part No	T	W	A	L	Kg
GE-KT1-D90-5-A40	1	50	40	210	0.51
GE-KT1-D90-7-A40	1	70	40	230	0.58
GE-KT1-D90-10-A40	1	100	40	260	0.67
GE-KT1-D90-12-A40	1	120	40	280	0.76
GE-KT1-D90-15-A40	1	150	40	310	0.89
GE-KT1-D90-20-A40	1.2	200	40	360	1.24
GE-KT1-D90-22-A40	1.2	225	40	385	1.41
GE-KT1-D90-25-A40	1.2	250	40	410	1.58
GE-KT1-D90-30-A40	1.2	300	40	470	2.48
GE-KT1-D90-40-A40	1.5	400	40	570	3.68
GE-KT1-D90-45-A40	1.5	450	40	610	4.37
GE-KT1-D90-50-A40	1.5	500	40	660	5.15
GE-KT1-D90-60-A40	1.5	600	40	760	6.85
GE-KT1-D90-75-A40	1.5	750	40	910	9.90
GE-KT1-D90-90-A40	1.5	900	40	1060	13.68

Flat bends in 90°, 60°, 45°, 30° are available on request.
90° flat bend is supplied as standard unless the angle is specified when ordering.

90°, 60°, 45°, 30° dönüþler mevcuttur.
Baþka ölçü belirtilmedikçe standart 90° teslim edilir.

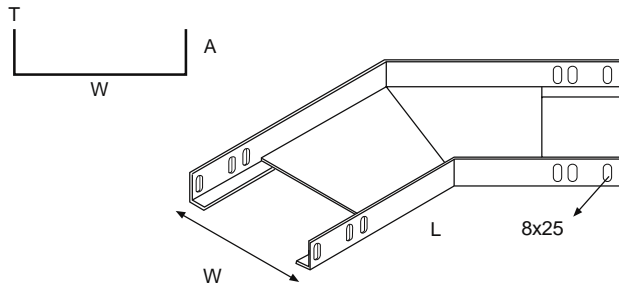
Угловые элементы могут быть изготовлены 90, 60, 45, 30. Стандартный размер 90, кроме случаев оговорённых при заказе.

GE-KT1-D45-A40

45° flat bend

45° dönüþ elemanı

Секция угловая горизонтальная 45°



No couplers required for fixing to cable trays.
Please specify radius when ordering.

Birleþtirme için ek parçasına gerek yoktur.
Sipariþte radyusu belirtiniz

Нет арматуры, необходимой для фиксации кабеля в лотки.
Укажите радиус при заказе.

Part No	T	W	A	L	Kg
GE-KT1-D45-5-A40	1	50	40	210	0.51
GE-KT1-D45-7-A40	1	70	40	230	0.58
GE-KT1-D45-10-A40	1	100	40	260	0.67
GE-KT1-D45-12-A40	1	120	40	280	0.76
GE-KT1-D45-15-A40	1	150	40	310	0.89
GE-KT1-D45-20-A40	1.2	200	40	360	1.24
GE-KT1-D45-22-A40	1.2	225	40	385	1.41
GE-KT1-D45-25-A40	1.2	250	40	410	1.58
GE-KT1-D45-30-A40	1.2	300	40	470	2.48
GE-KT1-D45-40-A40	1.5	400	40	570	3.68
GE-KT1-D45-45-A40	1.5	450	40	610	4.37
GE-KT1-D45-50-A40	1.5	500	40	660	5.15
GE-KT1-D45-60-A40	1.5	600	40	760	6.85
GE-KT1-D45-75-A40	1.5	750	40	910	9.90
GE-KT1-D45-90-A40	1.5	900	40	1060	13.68

Material options: Stainless steel AISI 304 (L) (A2) / AISI 316 (L) (A4), ST-37-42 Mild Steel, Corten A, Pregalvanized steel, Aluminum
 Finish options : Hot Dip Galvanized to EN 1461, Electrogalvanized to TS 149, Electrostatic Paint Coated, Prime coated
 See material & finish option charts for available product specific selections.

Cable Trays

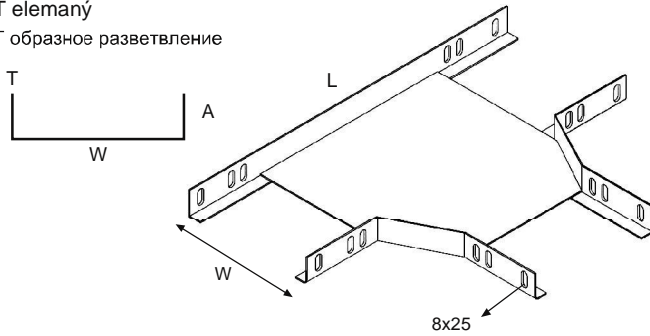
40

GE-KT1-T-A40

Tee

T elemanı

T образное разветвление



No couplers required for fixing to cable trays.
 Please specify radius when ordering.

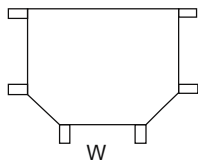
Birleştirme için ek parçasına gerek yoktur.
 Siparişte radyusu belirtiniz.

Нет арматуры, необходимой для фиксации кабеля в лотки.
 Укажите радиус при заказе.

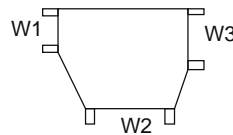
Part No	T	W	A	L	Kg
GE-KT1-T-5-A40	1	50	40	370	0.71
GE-KT1-T-7-A40	1	70	40	390	0.78
GE-KT1-T-10-A40	1	100	40	420	0.86
GE-KT1-T-12-A40	1	120	40	440	0.92
GE-KT1-T-15-A40	1	150	40	470	1.10
GE-KT1-T-20-A40	1.2	200	40	520	1.42
GE-KT1-T-22-A40	1.2	225	40	545	1.57
GE-KT1-T-25-A40	1.2	250	40	570	1.74
GE-KT1-T-30-A40	1.2	300	40	620	2.35
GE-KT1-T-40-A40	1.5	400	40	720	3.84
GE-KT1-T-45-A40	1.5	450	40	770	4.54
GE-KT1-T-50-A40	1.5	500	40	820	5.29
GE-KT1-T-60-A40	1.5	600	40	920	6.97
GE-KT1-T-75-A40	1.5	750	40	1070	10.00
GE-KT1-T-90-A40	1.5	900	40	1220	13.62

Please specify the widths of unequal tees by drawing.
 Erit olmayan T' lerde W ölçülerini siparişte belirtiniz.

Укажите размеры W неравного T-образного разветвления.



Equal Tee
 Erit T Elemanı
 Равное разветвление



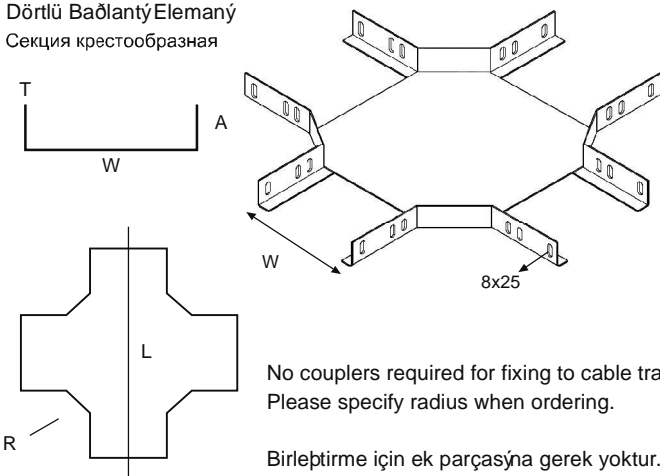
Unequal Tee
 Erit olmayan T Elemanı
 Неравное разветвление

GE-KT1-DB-A40

Crossing

Dörtlü Bağlantı Elemanı

Секция крестообразная



No couplers required for fixing to cable trays.
 Please specify radius when ordering.

Birleştirme için ek parçasına gerek yoktur.
 Siparişte radyusu belirtiniz.

Нет арматуры, необходимой для фиксации кабеля в лотки.
 Укажите радиус при заказе.

Part No	T	W	A	L	Kg
GE-KT1-DB-5-A40	1	50	40	370	0.91
GE-KT1-DB-7-A40	1	70	40	390	0.96
GE-KT1-DB-10-A40	1	100	40	420	1.05
GE-KT1-DB-12-A40	1	120	40	440	1.11
GE-KT1-DB-15-A40	1	150	40	470	1.22
GE-KT1-DB-20-A40	1.2	200	40	520	1.60
GE-KT1-DB-22-A40	1.2	225	40	545	1.74
GE-KT1-DB-25-A40	1.2	250	40	570	1.91
GE-KT1-DB-30-A40	1.2	300	40	620	2.49
GE-KT1-DB-40-A40	1.5	400	40	720	4.01
GE-KT1-DB-45-A40	1.5	450	40	770	4.36
GE-KT1-DB-50-A40	1.5	500	40	820	5.36
GE-KT1-DB-60-A40	1.5	600	40	920	7.06
GE-KT1-DB-75-A40	1.5	750	40	1070	10.06
GE-KT1-DB-90-A40	1.5	900	40	1220	13.66

- EN** Cable trays
- FR** Chemin de câbles
- D** Kabelrinnen
- RU** КАБЕЛЬНЫЕ ЛОТКИ
- TR** Kablo kanalları

Material options: Stainless steel AISI 304 (L) (A2) / AISI 316 (L) (A4), ST-37-42 Mild Steel, Corten A, Pregalvanized steel, Aluminum
 Finish options : Hot Dip Galvanized to EN 1461, Electrogalvanized to TS 149, Electrostatic Paint Coated, Prime coated
 See material & finish option charts for available product specific selections.

Cable Trays

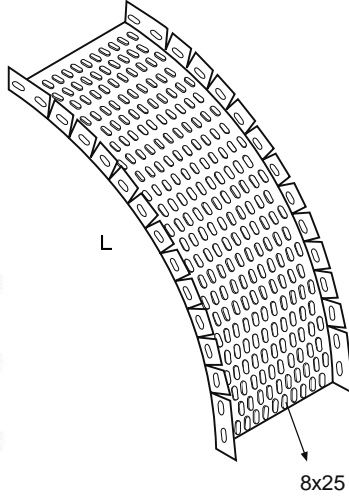
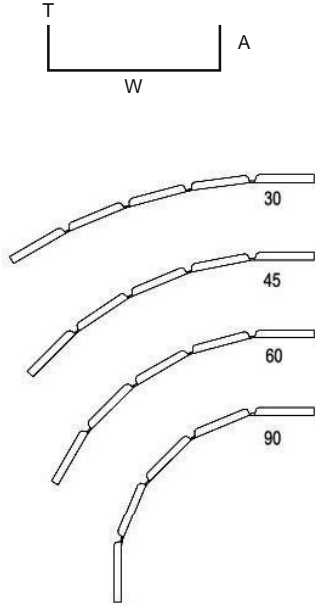
40

GE-KT1-OBF-A40

Flexible outside bend

Modüler dış bükey elemanı

Внешний угловой элемент



Part No	T	W	A	L	Kg
GE-KT1-OBF-5-A40	1	50	40	500	0.50
GE-KT1-OBF-7-A40	1	70	40	500	0.58
GE-KT1-OBF-10-A40	1	100	40	500	0.70
GE-KT1-OBF-12-A40	1	120	40	500	0.78
GE-KT1-OBF-15-A40	1	150	40	500	0.90
GE-KT1-OBF-20-A40	1.2	200	40	750	1.98
GE-KT1-OBF-22-A40	1.2	225	40	750	2.16
GE-KT1-OBF-25-A40	1.2	250	40	750	2.34
GE-KT1-OBF-30-A40	1.2	300	40	750	2.70
GE-KT1-OBF-40-A40	1.5	400	40	750	4.27
GE-KT1-OBF-45-A40	1.5	450	40	750	4.67
GE-KT1-OBF-50-A40	1.5	500	40	750	5.17
GE-KT1-OBF-60-A40	1.5	600	40	1000	8.10
GE-KT1-OBF-75-A40	1.5	750	40	1000	9.90
GE-KT1-OBF-90-A40	1.5	900	40	1000	11.70

Connection to be made with splice plates.
 Please specify radius when ordering.

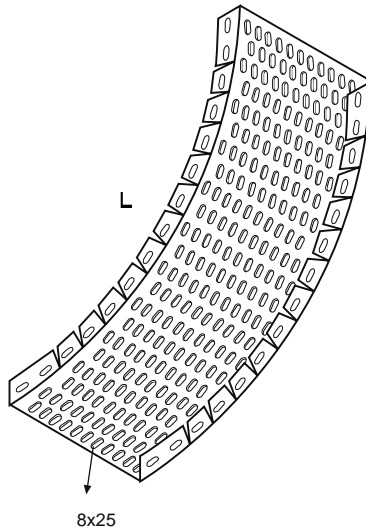
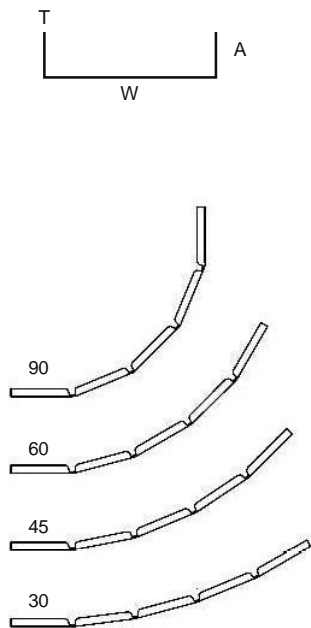
Birlektirme için GE-EK kullanılır.
 Siparişte radyusu belirtiniz

GE-KT1-IBF-A40

Flexible inside bend

Modüler iç bükey elemanı

Внутренний угловой элемент



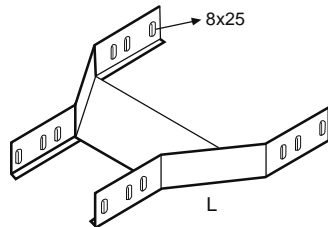
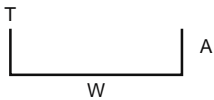
Part No	T	W	A	L	Kg
GE-KT1-IBF-5-A40	1	50	40	500	0.50
GE-KT1-IBF-7-A40	1	70	40	500	0.58
GE-KT1-IBF-10-A40	1	100	40	500	0.70
GE-KT1-IBF-12-A40	1	120	40	500	0.78
GE-KT1-IBF-15-A40	1	150	40	500	0.90
GE-KT1-IBF-20-A40	1.2	200	40	750	1.98
GE-KT1-IBF-22-A40	1.2	225	40	750	2.16
GE-KT1-IBF-25-A40	1.2	250	40	750	2.34
GE-KT1-IBF-30-A40	1.2	300	40	750	2.70
GE-KT1-IBF-40-A40	1.5	400	40	750	4.27
GE-KT1-IBF-45-A40	1.5	450	40	750	4.67
GE-KT1-IBF-50-A40	1.5	500	40	750	5.17
GE-KT1-IBF-60-A40	1.5	600	40	1000	8.10
GE-KT1-IBF-75-A40	1.5	750	40	1000	9.90
GE-KT1-IBF-90-A40	1.5	900	40	1000	11.70

Material options: Stainless steel AISI 304 (L) (A2) / AISI 316 (L) (A4), ST-37-42 Mild Steel, Corten A, Pregalvanized steel, Aluminum
 Finish options : Hot Dip Galvanized to EN 1461, Electro galvanized to TS 149, Electrostatic Paint Coated, Prime coated
 See material & finish option charts for available product specific selections.

Cable Trays

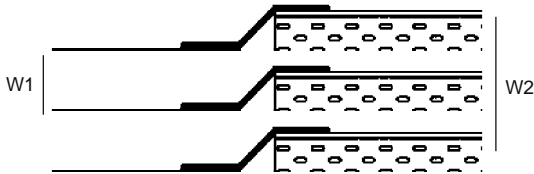
40

GE-KT1-R-A40
 Straight reducer
 Redüksiyon
 Редукции

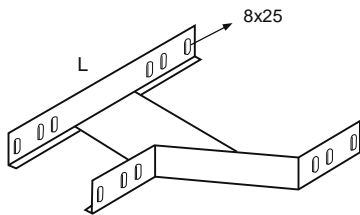
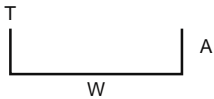


Part No	T	W1 - W2	A	L	Kg
GE-KT1-R-10-20-A40	1.5	100 - 200	40	300	0.55
GE-KT1-R-10-30-A40	1.5	100 - 300	40	340	0.80
GE-KT1-R-10-40-A40	1.5	100 - 400	40	400	1.15
GE-KT1-R-10-50-A40	1.5	100 - 500	40	440	1.50
GE-KT1-R-10-60-A40	1.5	100 - 600	40	490	1.90
GE-KT1-R-10-75-A40	1.5	100 - 750	40	560	2.65
GE-KT1-R-10-90-A40	1.5	100 - 900	40	650	3.65

How to order / Kodlama / Как написать при заказе
 GE-KT1 R 100 200 A40 PG
 (Series + Product + Width1 + Width2 + Height + Finish)

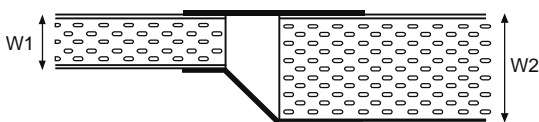


GE-KT1-RL-A40
 Left reducer
 Sola redüksiyon
 Редукции

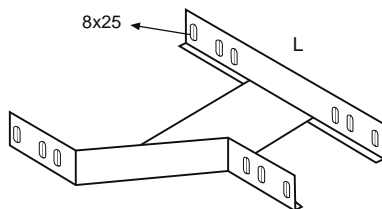
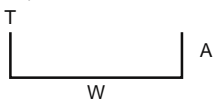


Part No	T	W1 - W2	A	L	Kg
GE-KT1-RL-10-20-A40	1.5	100 - 200	40	300	0.60
GE-KT1-RL-10-30-A40	1.5	100 - 300	40	340	0.80
GE-KT1-RL-10-40-A40	1.5	100 - 400	40	400	1.20
GE-KT1-RL-10-50-A40	1.5	100 - 500	40	440	1.55
GE-KT1-RL-10-60-A40	1.5	100 - 600	40	490	2.00
GE-KT1-RL-10-75-A40	1.5	100 - 750	40	560	2.75
GE-KT1-RL-10-90-A40	1.5	100 - 900	40	650	3.75

How to order / Kodlama / Как написать при заказе
 GE-KT1 RL 100 200 A40 PG
 (Series + Product + Width1 + Width2 + Height + Finish)

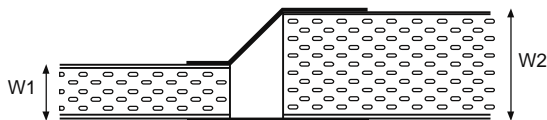


GE-KT1-RR-A40
 Right reducer
 Sağa redüksiyon
 Редукции



Part No	T	W1 - W2	A	L	Kg
GE-KT1-RR-10-20-A40	1.5	100 - 200	40	300	0.60
GE-KT1-RR-10-30-A40	1.5	100 - 300	40	340	0.80
GE-KT1-RR-10-40-A40	1.5	100 - 400	40	400	1.20
GE-KT1-RR-10-50-A40	1.5	100 - 500	40	440	1.55
GE-KT1-RR-10-60-A40	1.5	100 - 600	40	490	2.00
GE-KT1-RR-10-75-A40	1.5	100 - 750	40	560	2.75
GE-KT1-RR-10-90-A40	1.5	100 - 900	40	650	3.75

How to order / Kodlama / Как написать при заказе
 GE-KT1 RR 100 200 A40 PG
 (Series + Product + Width1 + Width2 + Height + Finish)



Material options: Stainless steel AISI 304 (L) (A2) / AISI 316 (L) (A4), ST-37-42 Mild Steel, Corten A, Pregalvanized steel, Aluminum
Finish options : Hot Dip Galvanized to EN 1461, Electrogalvanized to TS 149, Electrostatic Paint Coated, Prime coated
See material & finish option charts for available product specific selections.

Cable Trays

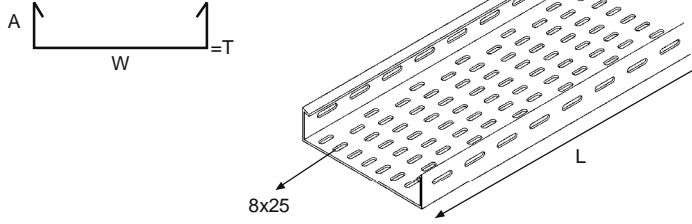
25

GE-KT2-A25

Cable trays, medium duty

Kablo kanalları

Тяжелая обязанность кабельных лотков



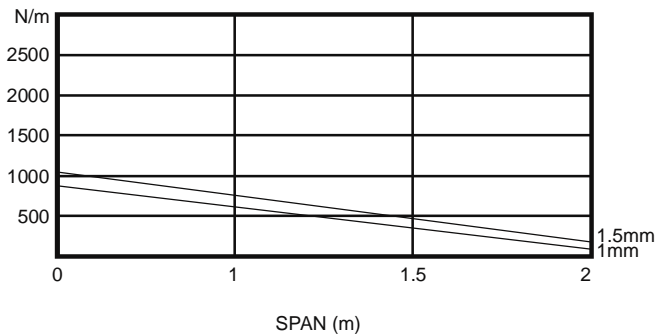
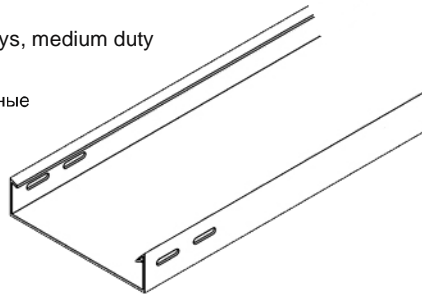
Part No	T	W	A	L	Kg/m
GE-KT2-5-A25	1	50	25	3000	0.84
GE-KT2-7-A25	1	70	25	3000	1.04
GE-KT2-10-A25	1	100	25	3000	1.28
GE-KT2-12-A25	1	120	25	3000	1.44
GE-KT2-15-A25	1	150	25	3000	1.68
GE-KT2-20-A25	1.2	200	25	3000	2.50
GE-KT2-22-A25	1.2	225	25	3000	2.74
GE-KT2-25-A25	1.2	250	25	3000	2.98
GE-KT2-30-A25	1.2	300	25	3000	3.46
GE-KT2-40-A25	1.5	400	25	3000	5.52
GE-KT2-45-A25	1.5	450	25	3000	6.12
GE-KT2-50-A25	1.5	500	25	3000	6.72
GE-KT2-60-A25	1.5	600	25	3000	7.92
GE-KT2-75-A25	1.5	750	25	3000	9.72
GE-KT2-90-A25	1.5	900	25	3000	11.52

GE-KTN2-A25

Non perforated cable trays, medium duty

Deliksiz kablo kanalları

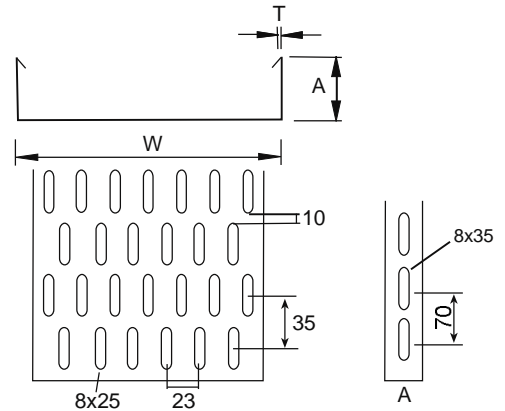
Тяжелый долг, не кабельные перфорированные лотки



Custom production available upon request.
Ysteđe göre diđer ölçülerde üretim yapılır.

Возможно изготовление продукции на заказ.

SS4 SS6 HDG PG EG ESB APB AL

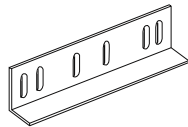


GE-EK-25

Splice plate

Ek parçası

Связующий элемент



GE-KC-2

Fixing set

Kanal civata takımı

Комплект винтового соединения



GE-LCN

PVC strip

PVC conta

Резиновые прокладки



GE-LCND

PVC strip double

PVC conta, çiftli

Резиновые прокладки



GE-SPRAY-1

Zinc spray

Çinko sprej



Material options: Stainless steel AISI 304 (L) (A2) / AISI 316 (L) (A4), ST-37-42 Mild Steel, Corten A, Pregalvanized steel, Aluminum
Finish options : Hot Dip Galvanized to EN 1461, Electrogalvanized to TS 149, Electrostatic Paint Coated, Prime coated
See material & finish option charts for available product specific selections.

Cable Trays

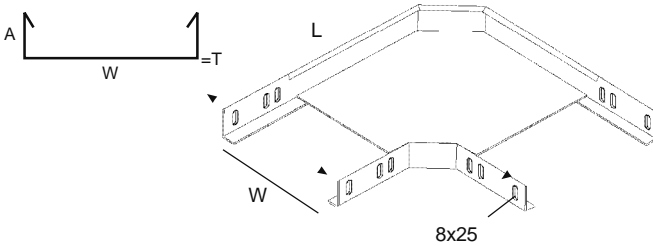
25

GE-KT2-D90-A25

90° flat bend

90° dönüþ elemanı

Секция угловая горизонтальная 90°



No couplers required for fixing to cable trays.
Please specify radius when ordering.

Birleþtirme için ek parçasına gerek yoktur.
Sipariþte radyusu belirtiniz.

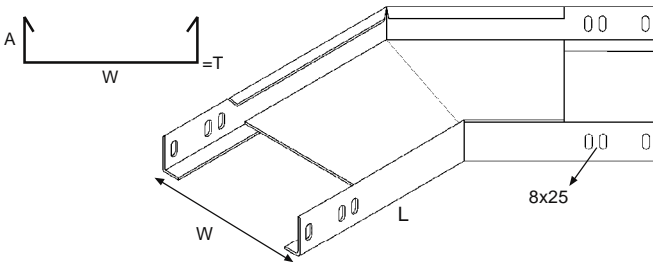
Нет арматуры, необходимой для фиксации кабеля в лотки.
Укажите радиус при заказе.

GE-KT2-D45-A25

45° flat bend

45° dönüþ elemanı

Секция угловая горизонтальная 45°



No couplers required for fixing to cable trays.
Please specify radius when ordering.

Birleþtirme için ek parçasına gerek yoktur.
Sipariþte radyusu belirtiniz.

Нет арматуры, необходимой для фиксации кабеля в лотки.
Укажите радиус при заказе.

Part No	T	W	A	L	Kg
GE-KT2-D90-5-A25	1	50	25	210	0.41
GE-KT2-D90-7-A25	1	70	25	230	0.47
GE-KT2-D90-10-A25	1	100	25	260	0.56
GE-KT2-D90-12-A25	1	120	25	280	0.64
GE-KT2-D90-15-A25	1	150	25	310	0.75
GE-KT2-D90-20-A25	1.2	200	25	360	1.10
GE-KT2-D90-22-A25	1.2	225	25	385	1.25
GE-KT2-D90-25-A25	1.2	250	25	410	1.42
GE-KT2-D90-30-A25	1.2	300	25	470	1.95
GE-KT2-D90-40-A25	1.5	400	25	570	3.40
GE-KT2-D90-45-A25	1.5	450	25	610	4.10
GE-KT2-D90-50-A25	1.5	500	25	660	4.80
GE-KT2-D90-60-A25	1.5	600	25	760	6.50
GE-KT2-D90-75-A25	1.5	750	25	910	9.50
GE-KT2-D90-90-A25	1.5	900	25	1060	13.20

Flat bends in 90°, 60°, 45°, 30° are available on request.
90° flat bend is supplied as standard unless the angle is specified when ordering.

90°, 60°, 45°, 30° dönüþler mevcuttur.
Baþka ölçü belirtilmedikçe standart 90° teslim edilir.

Угловые элементы могут быть изготовлены 90, 60, 45, 30. Стандартный размер 90, кроме случаев оговорённых при заказе.

Part No	T	W	A	L	Kg
GE-KT2-D45-5-A25	1	50	25	210	0.41
GE-KT2-D45-7-A25	1	70	25	230	0.47
GE-KT2-D45-10-A25	1	100	25	260	0.56
GE-KT2-D45-12-A25	1	120	25	280	0.64
GE-KT2-D45-15-A25	1	150	25	310	0.75
GE-KT2-D45-20-A25	1.2	200	25	360	1.10
GE-KT2-D45-22-A25	1.2	225	25	385	1.25
GE-KT2-D45-25-A25	1.2	250	25	410	1.42
GE-KT2-D45-30-A25	1.2	300	25	470	1.95
GE-KT2-D45-40-A25	1.5	400	25	570	3.40
GE-KT2-D45-45-A25	1.5	450	25	610	4.10
GE-KT2-D45-50-A25	1.5	500	25	660	4.80
GE-KT2-D45-60-A25	1.5	600	25	760	6.50
GE-KT2-D45-75-A25	1.5	750	25	910	9.50
GE-KT2-D45-90-A25	1.5	900	25	1060	13.20

Material options: Stainless steel AISI 304 (L) (A2) / AISI 316 (L) (A4), ST-37-42 Mild Steel, Corten A, Pregalvanized steel, Aluminum
 Finish options : Hot Dip Galvanized to EN 1461, Electro galvanized to TS 149, Electrostatic Paint Coated, Prime coated
 See material & finish option charts for available product specific selections.

Cable Trays

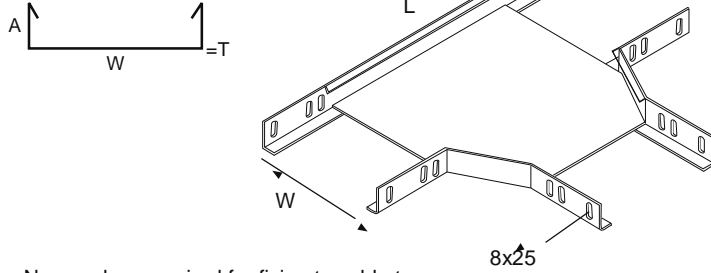
25

GE-KT2-T-A25

Tee

T elemanı

T образное разветвление

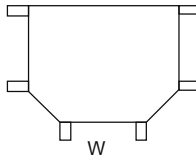


No couplers required for fixing to cable trays.
 Please specify radius when ordering.

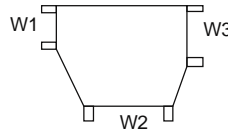
Birleştirme için ek parçasına gerek yoktur.
 Siparişte radyusu belirtiniz.

Нет арматуры, необходимой для фиксации кабеля в лотки.
 Укажите радиус при заказе.

Part No	T	W	A	L	Kg
GE-KT2-T-5-A25	1	50	25	370	0.54
GE-KT2-T-7-A25	1	70	25	390	0.58
GE-KT2-T-10-A25	1	100	25	420	0.67
GE-KT2-T-12-A25	1	120	25	440	0.72
GE-KT2-T-15-A25	1	150	25	470	0.83
GE-KT2-T-20-A25	1.2	200	25	520	1.15
GE-KT2-T-22-A25	1.2	225	25	545	1.30
GE-KT2-T-25-A25	1.2	250	25	570	1.45
GE-KT2-T-30-A25	1.2	300	25	620	2.25
GE-KT2-T-40-A25	1.5	400	25	720	3.35
GE-KT2-T-45-A25	1.5	450	25	770	3.99
GE-KT2-T-50-A25	1.5	500	25	820	4.71
GE-KT2-T-60-A25	1.5	600	25	920	6.30
GE-KT2-T-75-A25	1.5	750	25	1070	9.25
GE-KT2-T-90-A25	1.5	900	25	1220	12.80



Equal Tee
 Ebit T Elemanı
 Равное разветвление



Unequal Tee
 Ebit olmayan T Elemanı
 Неравное разветвление

Please specify the widths of unequal tees by drawing.

Ebit olmayan T'lerde W ölçülerini siparişte belirtiniz.

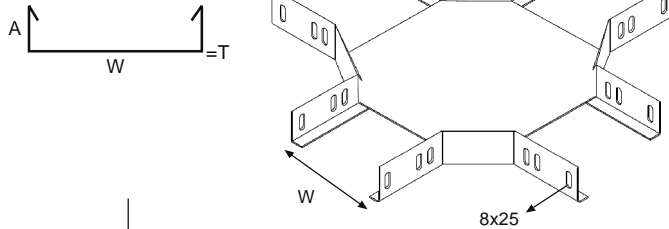
Укажите размеры W неравного T-образного разветвления.

GE-KT2-DB-A25

Crossing

Dörtlü Bağlantı Elemanı

Секция крестообразная



No couplers required for fixing to cable trays.
 Please specify radius when ordering.

Birleştirme için ek parçasına gerek yoktur.
 Siparişte radyusu belirtiniz.

Нет арматуры, необходимой для фиксации кабеля в лотки.
 Укажите радиус при заказе.

Part No	T	W	A	L	Kg
GE-KT2-DB-5-A25	1	50	25	370	0.73
GE-KT2-DB-7-A25	1	70	25	390	0.78
GE-KT2-DB-10-A25	1	100	25	420	0.87
GE-KT2-DB-12-A25	1	120	25	440	0.93
GE-KT2-DB-15-A25	1	150	25	470	1.04
GE-KT2-DB-20-A25	1.2	200	25	520	1.42
GE-KT2-DB-22-A25	1.2	225	25	545	1.56
GE-KT2-DB-25-A25	1.2	250	25	570	1.73
GE-KT2-DB-30-A25	1.2	300	25	620	2.25
GE-KT2-DB-40-A25	1.5	400	25	720	3.77
GE-KT2-DB-45-A25	1.5	450	25	770	4.12
GE-KT2-DB-50-A25	1.5	500	25	820	5.15
GE-KT2-DB-60-A25	1.5	600	25	920	6.82
GE-KT2-DB-75-A25	1.5	750	25	1070	9.82
GE-KT2-DB-90-A25	1.5	900	25	1220	13.42

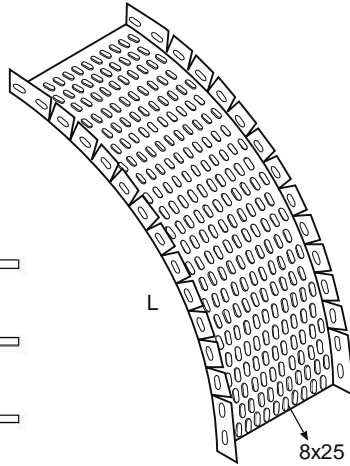
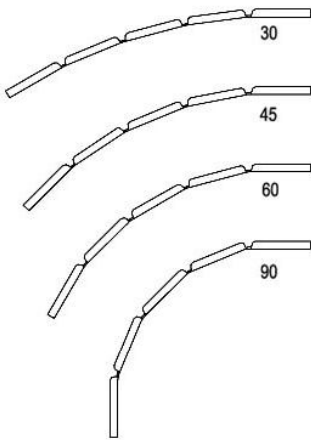
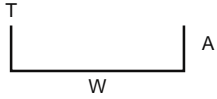
Material options: Stainless steel AISI 304 (L) (A2) / AISI 316 (L) (A4), ST-37-42 Mild Steel, Corten A, Pregalvanized steel, Aluminum
 Finish options : Hot Dip Galvanized to EN 1461, Electrogalvanized to TS 149, Electrostatic Paint Coated, Prime coated
 See material & finish option charts for available product specific selections.

Cable Trays

25

GE-KT2-OBF-A25

Flexible outside bend
 Modüler dış bükey elemanı
 Внешний угловой элемент



Part No	T	W	A	L	Kg
GE-KT2-OBF-5-A25	1	50	25	500	0.38
GE-KT2-OBF-7-A25	1	70	25	500	0.46
GE-KT2-OBF-10-A25	1	100	25	500	0.58
GE-KT2-OBF-12-A25	1	120	25	500	0.66
GE-KT2-OBF-15-A25	1	150	25	500	0.78
GE-KT2-OBF-20-A25	1.2	200	25	750	1.76
GE-KT2-OBF-22-A25	1.2	225	25	750	1.95
GE-KT2-OBF-25-A25	1.2	250	25	750	2.14
GE-KT2-OBF-30-A25	1.2	300	25	750	2.48
GE-KT2-OBF-40-A25	1.5	400	25	750	4.00
GE-KT2-OBF-45-A25	1.5	450	25	750	4.46
GE-KT2-OBF-50-A25	1.5	500	25	750	4.90
GE-KT2-OBF-60-A25	1.5	600	25	1000	7.74
GE-KT2-OBF-75-A25	1.5	750	25	1000	9.54
GE-KT2-OBF-90-A25	1.5	900	25	1000	11.35

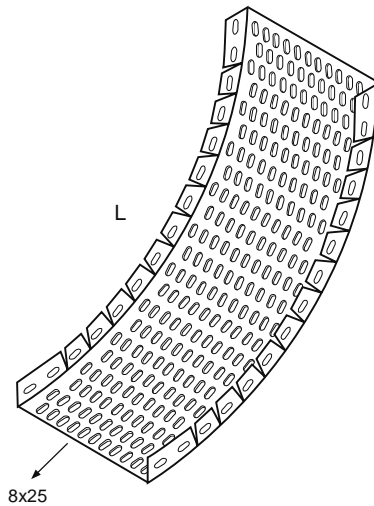
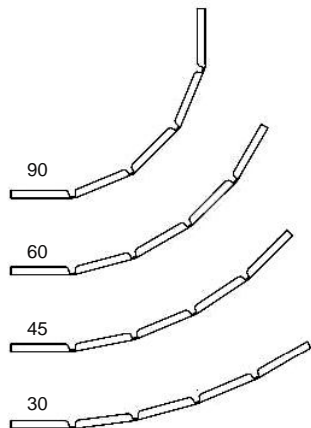
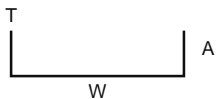
Connection to be made with splice plates.
 Please specify radius when ordering.

Birlektirme için GE-EK kullanılır.
 Siparişte radyusu belirtiniz

Соединение будет с сращивание пластин.
 Укажите радиус при заказе.

GE-KT2-IBF-A25

Flexible inside bend
 Modüler iç bükey elemanı
 Внутренний угловой элемент



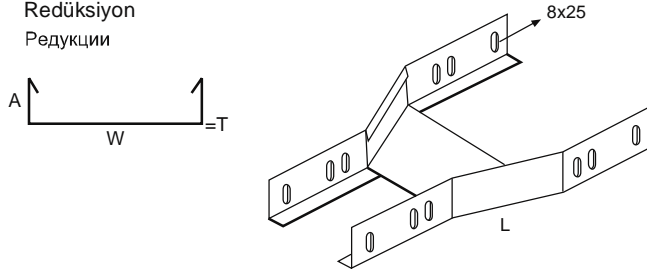
Part No	T	W	A	L	Kg
GE-KT2-IBF-5-A25	1	50	25	500	0.38
GE-KT2-IBF-7-A25	1	70	25	500	0.46
GE-KT2-IBF-10-A25	1	100	25	500	0.58
GE-KT2-IBF-12-A25	1	120	25	500	0.66
GE-KT2-IBF-15-A25	1	150	25	500	0.78
GE-KT2-IBF-20-A25	1.2	200	25	750	1.76
GE-KT2-IBF-22-A25	1.2	225	25	750	1.95
GE-KT2-IBF-25-A25	1.2	250	25	750	2.14
GE-KT2-IBF-30-A25	1.2	300	25	750	2.48
GE-KT2-IBF-40-A25	1.5	400	25	750	4.00
GE-KT2-IBF-45-A25	1.5	450	25	750	4.46
GE-KT2-IBF-50-A25	1.5	500	25	750	4.90
GE-KT2-IBF-60-A25	1.5	600	25	1000	7.74
GE-KT2-IBF-75-A25	1.5	750	25	1000	9.54
GE-KT2-IBF-90-A25	1.5	900	25	1000	11.35

Material options: Stainless steel AISI 304 (L) (A2) / AISI 316 (L) (A4), ST-37-42 Mild Steel, Corten A, Pregalvanized steel, Aluminum
 Finish options : Hot Dip Galvanized to EN 1461, Electro galvanized to TS 149, Electrostatic Paint Coated, Prime coated
 See material & finish option charts for available product specific selections.

Cable Trays

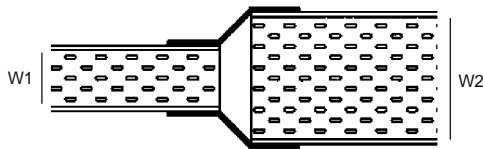
25

GE-KT2-R-A25
 Straight reducer
 Redüksiyon
 Редукции

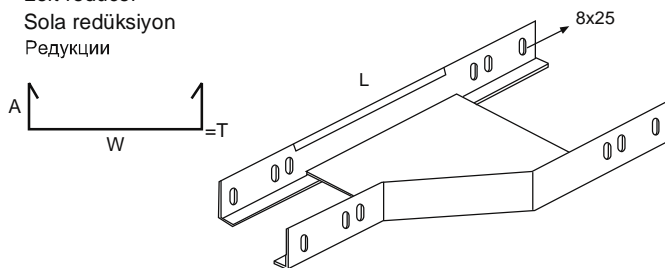


Part No	T	W1 - W2	A	L	Kg
GE-KT2-R-10-20-A25	1.5	100 - 200	25	300	0.50
GE-KT2-R-10-30-A25	1.5	100 - 300	25	340	0.75
GE-KT2-R-10-40-A25	1.5	100 - 400	25	400	1.10
GE-KT2-R-10-50-A25	1.5	100 - 500	25	440	1.40
GE-KT2-R-10-60-A25	1.5	100 - 600	25	490	1.85
GE-KT2-R-10-75-A25	1.5	100 - 750	25	560	2.55
GE-KT2-R-10-90-A25	1.5	100 - 900	25	650	3.55

How to order / Kodlama / Как написать при заказе
 GE-KT2 R 100 200 A25 PG
 (Series + Product + Width1 + Width2 + Height + Finish)

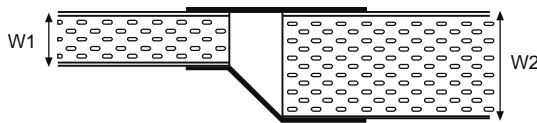


GE-KT2-RL-A25
 Left reducer
 Sola redüksiyon
 Редукции

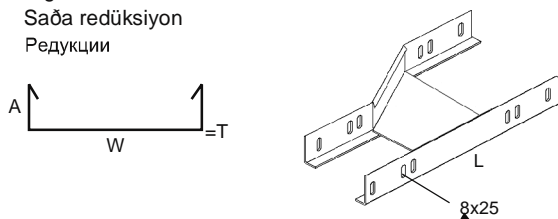


Part No	T	W1 - W2	A	L	Kg
GE-KT2-RL-10-20-A25	1.5	100 - 200	25	300	0.55
GE-KT2-RL-10-30-A25	1.5	100 - 300	25	340	0.75
GE-KT2-RL-10-40-A25	1.5	100 - 400	25	400	1.10
GE-KT2-RL-10-50-A25	1.5	100 - 500	25	440	1.45
GE-KT2-RL-10-60-A25	1.5	100 - 600	25	490	1.90
GE-KT2-RL-10-75-A25	1.5	100 - 750	25	560	2.65
GE-KT2-RL-10-90-A25	1.5	100 - 900	25	650	3.65

How to order / Kodlama / Как написать при заказе
 GE-KT2 RL 100 200 A25 PG
 (Series + Product + Width1 + Width2 + Height + Finish)

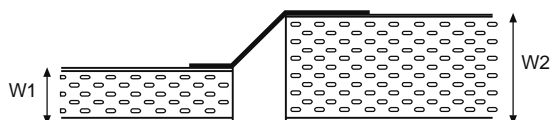


GE-KT2-RR-A25
 Right reducer
 Sağa redüksiyon
 Редукции



Part No	T	W1 - W2	A	L	Kg
GE-KT2-RR-10-20-A25	1.5	100 - 200	25	300	0.55
GE-KT2-RR-10-30-A25	1.5	100 - 300	25	340	0.75
GE-KT2-RR-10-40-A25	1.5	100 - 400	25	400	1.10
GE-KT2-RR-10-50-A25	1.5	100 - 500	25	440	1.45
GE-KT2-RR-10-60-A25	1.5	100 - 600	25	490	1.90
GE-KT2-RR-10-75-A25	1.5	100 - 750	25	560	2.65
GE-KT2-RR-10-90-A25	1.5	100 - 900	25	650	3.65

How to order / Kodlama / Как написать при заказе
 GE-KT2 RR 100 200 A25 PG
 (Series + Product + Width1 + Width2 + Height + Finish)



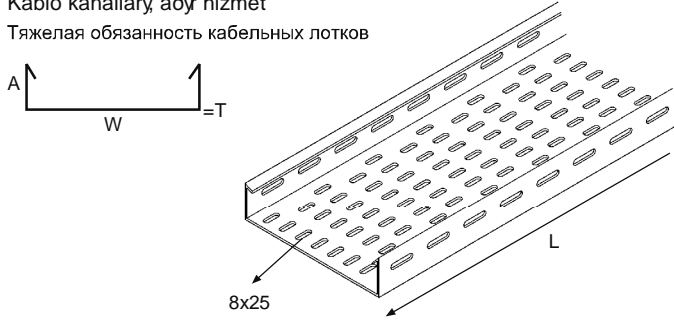
Material options: Stainless steel AISI 304 (L) (A2) / AISI 316 (L) (A4), ST-37-42 Mild Steel, Corten A, Pregalvanized steel, Aluminum
 Finish options : Hot Dip Galvanized to EN 1461, Electrogalvanized to TS 149, Electrostatic Paint Coated, Prime coated
 See material & finish option charts for available product specific selections.

Cable Trays

40

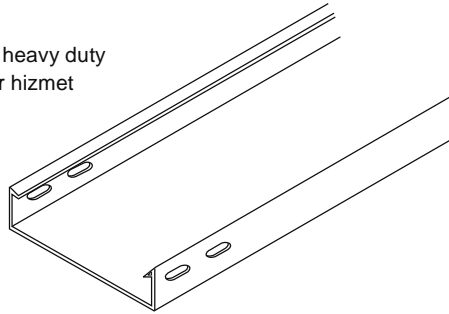
GE-KT2-A40

Cable trays, heavy duty
 Kablo kanalları, ağır hizmet
 Тяжелая обязанность кабельных лотков



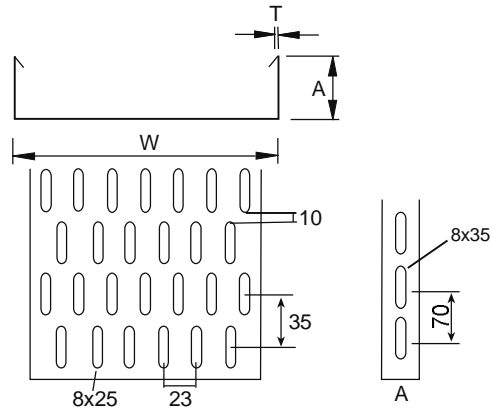
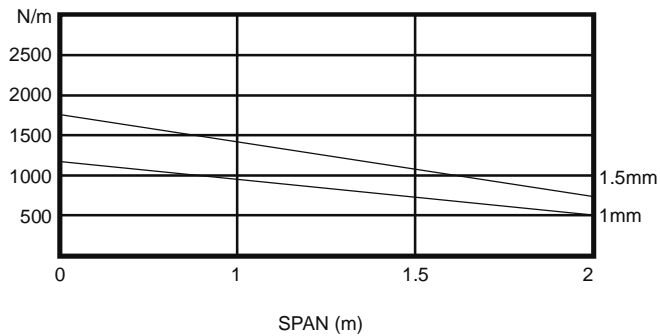
GE-KTN2-A40

Non perforated cable trays, heavy duty
 Deliksiz kablo kanalları, ağır hizmet
 Тяжелый долг, не кабельные перфорированные лотки

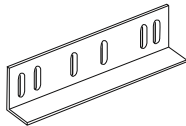


Custom production available upon request.
 Üsteğe göre diğer ölçülerde üretim yapılır.
 Возможно изготовление продукции на заказ.

SS4 SS6 HDG PG EG ESB APB AL



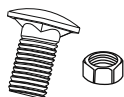
GE-EK-40
 Splice plate
 Ek parçası
 Связующий элемент



GE-LCN
 PVC strip
 PVC conta
 Резиновые прокладки




GE-KC-2
 Fixing set
 Kanal civata takımı
 Комплект винтового соединения



GE-LCND
 PVC strip double
 PVC conta, çiftli
 Резиновые прокладки



GE-BFEC-4
 Flat flexible bar, CuSn
 Yassıyesnek bara, Cu

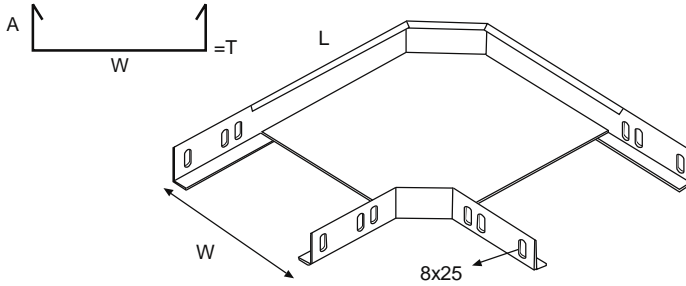


Material options: Stainless steel AISI 304 (L) (A2) / AISI 316 (L) (A4), ST-37-42 Mild Steel, Corten A, Pregalvanized steel, Aluminum
Finish options : Hot Dip Galvanized to EN 1461, Electrogalvanized to TS 149, Electrostatic Paint Coated, Prime coated
See material & finish option charts for available product specific selections.

Cable Trays

40

GE-KT2-D90-A40
90° flat bend
90° dönüş elemanı
Секция угловая горизонтальная 90°



No couplers required for fixing to cable trays.
Please specify radius when ordering.

Birleştirme için ek parçasına gerek yoktur.
Siparişte radyusu belirtiniz.

Нет арматуры, необходимой для фиксации кабеля в лотки.
Укажите радиус при заказе.

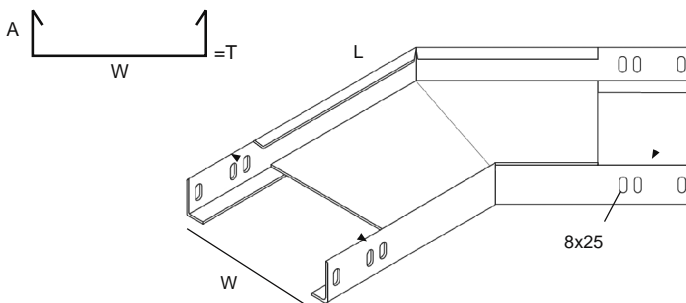
Part No	T	W	A	L	Kg
GE-KT2-D90-5-A40	1	50	40	210	0.51
GE-KT2-D90-7-A40	1	70	40	230	0.58
GE-KT2-D90-10-A40	1	100	40	260	0.67
GE-KT2-D90-12-A40	1	120	40	280	0.76
GE-KT2-D90-15-A40	1	150	40	310	0.89
GE-KT2-D90-20-A40	1.2	200	40	360	1.24
GE-KT2-D90-22-A40	1.2	225	40	385	1.41
GE-KT2-D90-25-A40	1.2	250	40	410	1.58
GE-KT2-D90-30-A40	1.2	300	40	470	2.48
GE-KT2-D90-40-A40	1.5	400	40	570	3.68
GE-KT2-D90-45-A40	1.5	450	40	610	4.37
GE-KT2-D90-50-A40	1.5	500	40	660	5.15
GE-KT2-D90-60-A40	1.5	600	40	760	6.85
GE-KT2-D90-75-A40	1.5	750	40	910	9.90
GE-KT2-D90-90-A40	1.5	900	40	1060	13.68

Flat bends in 90°, 60°, 45°, 30° are available on request.
90° flat bend is supplied as standard unless the angle is specified when ordering.

90°, 60°, 45°, 30° dönüşler mevcuttur.
Başka ölçü belirtilmedikçe standart 90° teslim edilir.

Угловые элементы могут быть изготовлены 90, 60, 45, 30. Стандартный размер 90, кроме случаев оговорённых при заказе.

GE-KT2-D45-A40
45° flat bend
45° dönüş elemanı
Секция угловая горизонтальная 45°



No couplers required for fixing to cable trays.
Please specify radius when ordering.

Birleştirme için ek parçasına gerek yoktur.
Siparişte radyusu belirtiniz.

Нет арматуры, необходимой для фиксации кабеля в лотки.
Укажите радиус при заказе.

Part No	T	W	A	L	Kg
GE-KT2-D45-5-A40	1	50	40	210	0.51
GE-KT2-D45-7-A40	1	70	40	230	0.58
GE-KT2-D45-10-A40	1	100	40	260	0.67
GE-KT2-D45-12-A40	1	120	40	280	0.76
GE-KT2-D45-15-A40	1	150	40	310	0.89
GE-KT2-D45-20-A40	1.2	200	40	360	1.24
GE-KT2-D45-22-A40	1.2	225	40	385	1.41
GE-KT2-D45-25-A40	1.2	250	40	410	1.58
GE-KT2-D45-30-A40	1.2	300	40	470	2.48
GE-KT2-D45-40-A40	1.5	400	40	570	3.68
GE-KT2-D45-45-A40	1.5	450	40	610	4.37
GE-KT2-D45-50-A40	1.5	500	40	660	5.15
GE-KT2-D45-60-A40	1.5	600	40	760	6.85
GE-KT2-D45-75-A40	1.5	750	40	910	9.90
GE-KT2-D45-90-A40	1.5	900	40	1060	13.68

Material options: Stainless steel AISI 304 (L) (A2) / AISI 316 (L) (A4), ST-37-42 Mild Steel, Corten A, Pregalvanized steel, Aluminum
Finish options : Hot Dip Galvanized to EN 1461, Electrogalvanized to TS 149, Electrostatic Paint Coated, Prime coated
See material & finish option charts for available product specific selections.

Cable Trays

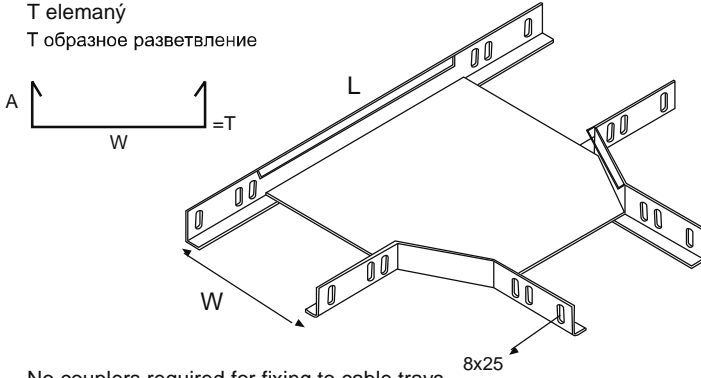
40

GE-KT2-T-A40

Tee

T elemanı

T образное разветвление

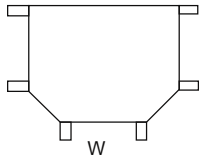


No couplers required for fixing to cable trays.
Please specify radius when ordering.

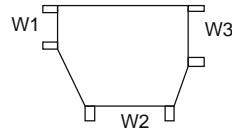
Birleptirme için ek parçasına gerek yoktur.
Siparişte radyusu belirtiniz.

Нет арматуры, необходимой для фиксации кабеля в лотки.
Укажите радиус при заказе.

Part No	T	W	A	L	Kg
GE-KT2-T-5-A40	1	50	40	370	0.71
GE-KT2-T-7-A40	1	70	40	390	0.78
GE-KT2-T-10-A40	1	100	40	420	0.86
GE-KT2-T-12-A40	1	120	40	440	0.92
GE-KT2-T-15-A40	1	150	40	470	1.10
GE-KT2-T-20-A40	1.2	200	40	520	1.42
GE-KT2-T-22-A40	1.2	225	40	545	1.57
GE-KT2-T-25-A40	1.2	250	40	570	1.74
GE-KT2-T-30-A40	1.2	300	40	620	2.35
GE-KT2-T-40-A40	1.5	400	40	720	3.84
GE-KT2-T-45-A40	1.5	450	40	770	4.54
GE-KT2-T-50-A40	1.5	500	40	820	5.29
GE-KT2-T-60-A40	1.5	600	40	920	6.97
GE-KT2-T-75-A40	1.5	750	40	1070	10.00
GE-KT2-T-90-A40	1.5	900	40	1220	13.62



Equal Tee
Eşit T Elemanı
Равное разветвление



Unequal Tee
Eşit olmayan T Elemanı
Неравное разветвление

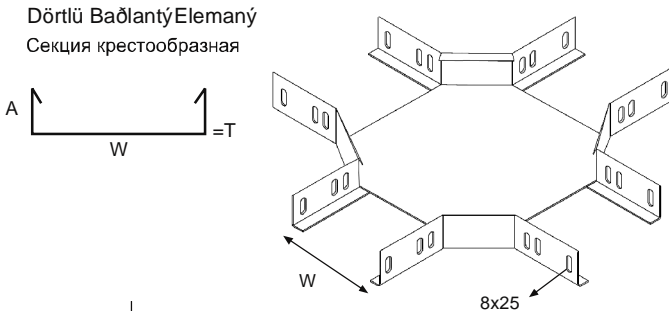
Please specify the widths of unequal tees by drawing.
Eşit olmayan T'lerde W ölçülerini siparişte belirtiniz.
Укажите размеры W неравного T-образного разветвления.

GE-KT2-DB-A40

Crossing

Dörtlü Bağlantı Elemanı

Секция крестообразная



No couplers required for fixing to cable trays.
Please specify radius when ordering.

Birleptirme için ek parçasına gerek yoktur.
Siparişte radyusu belirtiniz.

Нет арматуры, необходимой для фиксации кабеля в лотки.
Укажите радиус при заказе.

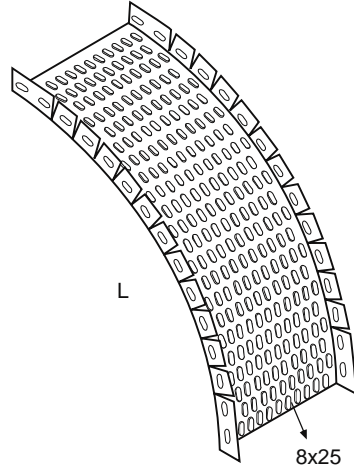
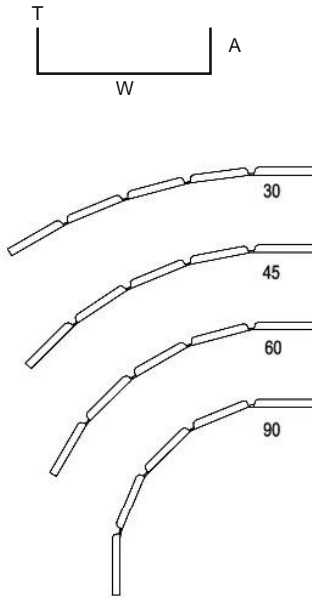
Part No	T	W	A	L	Kg
GE-KT2-DB-5-A40	1	50	40	370	0.91
GE-KT2-DB-7-A40	1	70	40	390	0.96
GE-KT2-DB-10-A40	1	100	40	420	1.05
GE-KT2-DB-12-A40	1	120	40	440	1.11
GE-KT2-DB-15-A40	1	150	40	470	1.22
GE-KT2-DB-20-A40	1.2	200	40	520	1.60
GE-KT2-DB-22-A40	1.2	225	40	545	1.74
GE-KT2-DB-25-A40	1.2	250	40	570	1.91
GE-KT2-DB-30-A40	1.2	300	40	620	2.49
GE-KT2-DB-40-A40	1.5	400	40	720	4.01
GE-KT2-DB-45-A40	1.5	450	40	770	4.36
GE-KT2-DB-50-A40	1.5	500	40	820	5.36
GE-KT2-DB-60-A40	1.5	600	40	920	7.06
GE-KT2-DB-75-A40	1.5	750	40	1070	10.06
GE-KT2-DB-90-A40	1.5	900	40	1220	13.66

Material options: Stainless steel AISI 304 (L) (A2) / AISI 316 (L) (A4), ST-37-42 Mild Steel, Corten A, Pregalvanized steel, Aluminum
 Finish options : Hot Dip Galvanized to EN 1461, Electro galvanized to TS 149, Electrostatic Paint Coated, Prime coated
 See material & finish option charts for available product specific selections.

Cable Trays

40

GE-KT2-OBF-A40
 Flexible outside bend
 Modüler dış bükey elemanı
 Внешний угловой элемент



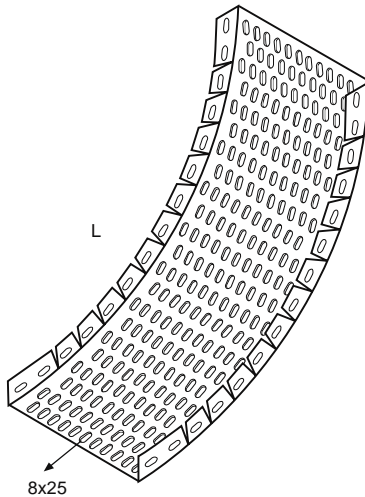
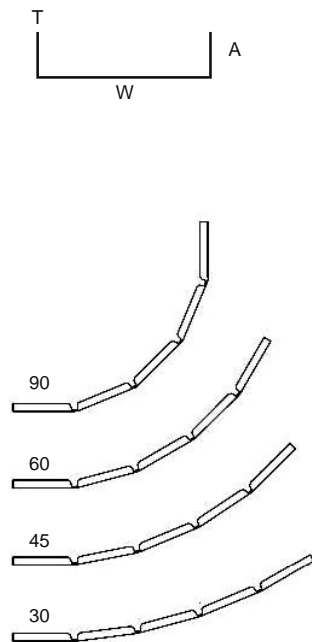
Part No	T	W	A	L	Kg
GE-KT2-OBF-5-A40	1	50	40	500	0.56
GE-KT2-OBF-7-A40	1	70	40	500	0.64
GE-KT2-OBF-10-A40	1	100	40	500	0.76
GE-KT2-OBF-12-A40	1	120	40	500	0.84
GE-KT2-OBF-15-A40	1	150	40	500	0.96
GE-KT2-OBF-20-A40	1.2	200	40	750	2.10
GE-KT2-OBF-22-A40	1.2	225	40	750	2.27
GE-KT2-OBF-25-A40	1.2	250	40	750	2.45
GE-KT2-OBF-30-A40	1.2	300	40	750	3.50
GE-KT2-OBF-40-A40	1.5	400	40	750	4.41
GE-KT2-OBF-45-A40	1.5	450	40	750	4.86
GE-KT2-OBF-50-A40	1.5	500	40	750	5.30
GE-KT2-OBF-60-A40	1.5	600	40	1000	8.28
GE-KT2-OBF-75-A40	1.5	750	40	1000	10.08
GE-KT2-OBF-90-A40	1.5	900	40	1000	11.90

Connection to be made with splice plates.
 Please specify radius when ordering.

Birleřtirme için GE-EK kullanıy.
 Sipariřte radyusu belirtiniz

Соединение будет с сращивание пластин.
 Укажите радиус при заказе.

GE-KT2-IBF-A40
 Flexible inside bend
 Modüler iç bükey elemanı
 Внутренний угловой элемент



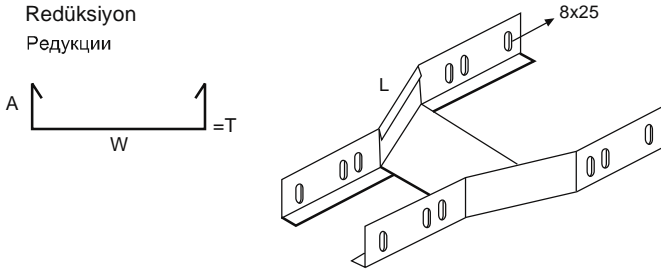
Part No	T	W	A	L	Kg
GE-KT2-IBF-5-A40	1	50	40	500	0.56
GE-KT2-IBF-7-A40	1	70	40	500	0.64
GE-KT2-IBF-10-A40	1	100	40	500	0.76
GE-KT2-IBF-12-A40	1	120	40	500	0.84
GE-KT2-IBF-15-A40	1	150	40	500	0.96
GE-KT2-IBF-20-A40	1.2	200	40	750	2.10
GE-KT2-IBF-22-A40	1.2	225	40	750	2.27
GE-KT2-IBF-25-A40	1.2	250	40	750	2.45
GE-KT2-IBF-30-A40	1.2	300	40	750	3.50
GE-KT2-IBF-40-A40	1.5	400	40	750	4.41
GE-KT2-IBF-45-A40	1.5	450	40	750	4.86
GE-KT2-IBF-50-A40	1.5	500	40	750	5.30
GE-KT2-IBF-60-A40	1.5	600	40	1000	8.28
GE-KT2-IBF-75-A40	1.5	750	40	1000	10.08
GE-KT2-IBF-90-A40	1.5	900	40	1000	11.90

Material options: Stainless steel AISI 304 (L) (A2) / AISI 316 (L) (A4), ST-37-42 Mild Steel, Corten A, Pregalvanized steel, Aluminum
 Finish options : Hot Dip Galvanized to EN 1461, Electrogalvanized to TS 149, Electrostatic Paint Coated, Prime coated
 See material & finish option charts for available product specific selections.

Cable Trays

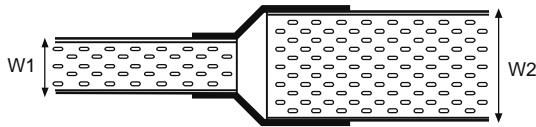
40

GE-KT2-R-A40
 Straight reducer
 Redüksiyon
 Редукции

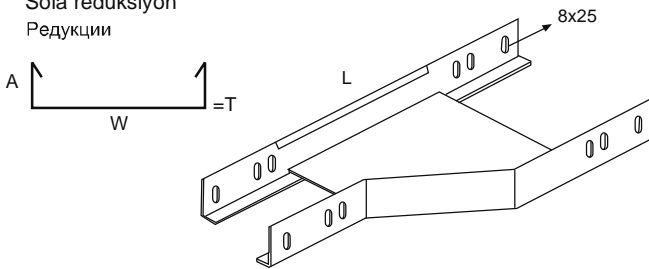


Part No	T	W1 - W2	A	L	Kg
GE-KT2-R-10-20-A40	1.5	100 - 200	40	300	0.65
GE-KT2-R-10-30-A40	1.5	100 - 300	40	340	0.85
GE-KT2-R-10-40-A40	1.5	100 - 400	40	400	1.25
GE-KT2-R-10-50-A40	1.5	100 - 500	40	440	1.60
GE-KT2-R-10-60-A40	1.5	100 - 600	40	490	2.05
GE-KT2-R-10-75-A40	1.5	100 - 750	40	560	2.80
GE-KT2-R-10-90-A40	1.5	100 - 900	40	650	3.80

How to order / Kodlama / Как написать при заказе
 GE-KT2 R 100 200 A40 PG
 (Series + Product + Width1 + Width2 + Height + Finish)

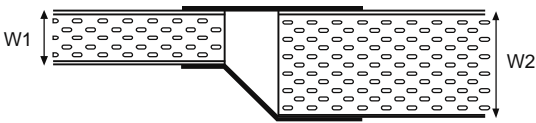


GE-KT2-RL-A40
 Left reducer
 Sola redüksiyon
 Редукции

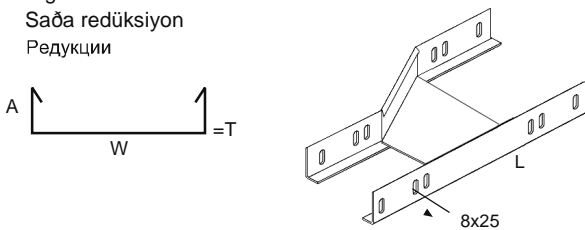


Part No	T	W1 - W2	A	L	Kg
GE-KT2-RL-10-20-A40	1.5	100 - 200	40	300	0.65
GE-KT2-RL-10-30-A40	1.5	100 - 300	40	340	0.90
GE-KT2-RL-10-40-A40	1.5	100 - 400	40	400	1.30
GE-KT2-RL-10-50-A40	1.5	100 - 500	40	440	1.65
GE-KT2-RL-10-60-A40	1.5	100 - 600	40	490	2.10
GE-KT2-RL-10-75-A40	1.5	100 - 750	40	560	2.90
GE-KT2-RL-10-90-A40	1.5	100 - 900	40	650	3.95

How to order / Kodlama / Как написать при заказе
 GE-KT2 RL 100 200 A40 PG
 (Series + Product + Width1 + Width2 + Height + Finish)

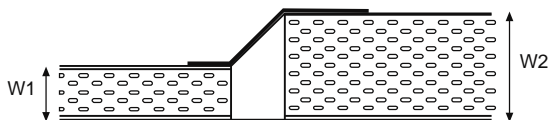


GE-KT2-RR-A40
 Right reducer
 Sağa redüksiyon
 Редукции



Part No	T	W1 - W2	A	L	Kg
GE-KT2-RR-10-20-A40	1.5	100 - 200	40	300	0.65
GE-KT2-RR-10-30-A40	1.5	100 - 300	40	340	0.90
GE-KT2-RR-10-40-A40	1.5	100 - 400	40	400	1.30
GE-KT2-RR-10-50-A40	1.5	100 - 500	40	440	1.65
GE-KT2-RR-10-60-A40	1.5	100 - 600	40	490	2.10
GE-KT2-RR-10-75-A40	1.5	100 - 750	40	560	2.90
GE-KT2-RR-10-90-A40	1.5	100 - 900	40	650	3.95

How to order / Kodlama / Как написать при заказе
 GE-KT2 RR 100 200 A40 PG
 (Series + Product + Width1 + Width2 + Height + Finish)



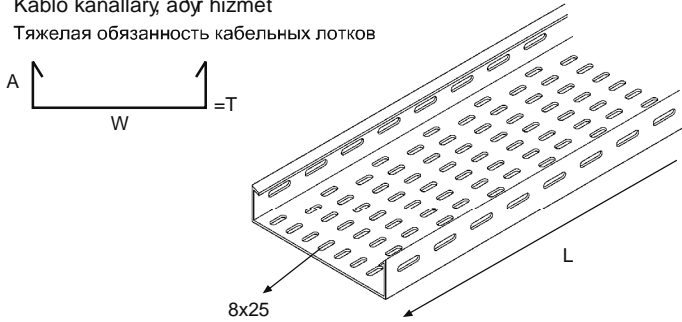
Material options: Stainless steel AISI 304 (L) (A2) / AISI 316 (L) (A4), ST-37-42 Mild Steel, Corten A, Pregalvanized steel, Aluminum
 Finish options : Hot Dip Galvanized to EN 1461, Electrogalvanized to TS 149, Electrostatic Paint Coated, Prime coated
 See material & finish option charts for available product specific selections.

Cable Trays

50

GE-KT2-A50

Cable trays, heavy duty
 Kablo kanalları ağır hizmet
 Тяжелая обязанность кабельных лотков

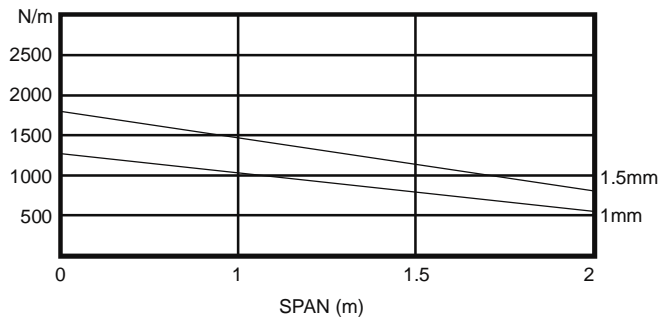
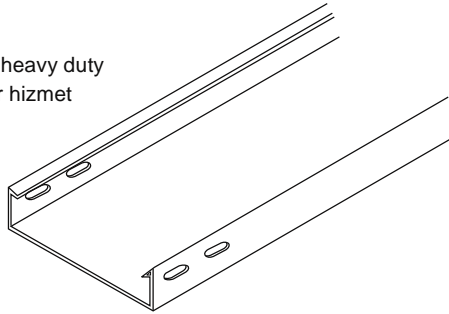


Part No	T	W	A	L	Kg
GE-KT2-5-A50	1	50	50	3000	1.30
GE-KT2-7-A50	1	70	50	3000	1.45
GE-KT2-10-A50	1	100	50	3000	1.70
GE-KT2-12-A50	1	120	50	3000	1.85
GE-KT2-15-A50	1	150	50	3000	2.10
GE-KT2-20-A50	1.2	200	50	3000	3.00
GE-KT2-22-A50	1.2	225	50	3000	3.20
GE-KT2-25-A50	1.2	250	50	3000	3.46
GE-KT2-30-A50	1.2	300	50	3000	3.95
GE-KT2-40-A50	1.5	400	50	3000	6.10
GE-KT2-45-A50	1.5	450	50	3000	6.70
GE-KT2-50-A50	1.5	500	50	3000	7.30
GE-KT2-60-A50	1.5	600	50	3000	8.50
GE-KT2-75-A50	1.5	750	50	3000	10.30
GE-KT2-90-A50	1.5	900	50	3000	12.10

GE-KTN2-A50

Non perforated cable trays, heavy duty
 Deliksiz kablo kanalları ağır hizmet

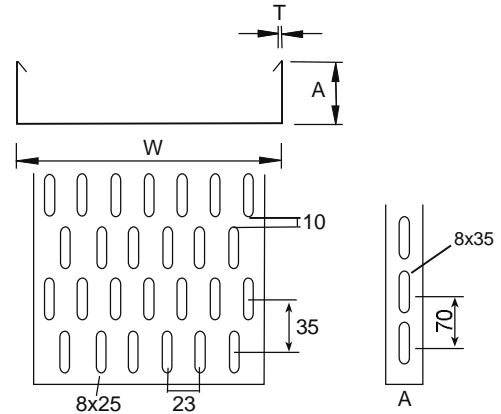
Тяжелый долг, не кабельные перфорированные лотки



Custom production available upon request.
 ŸsteĖe gre diĖer llerde retim yaplır.

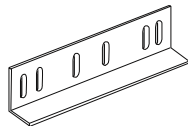
Возможно изготовление продукции на заказ.

SS4 SS6 HDG PG EG ESB APB AL



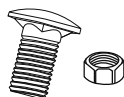
GE-EK-50

Splice plate
 Ek parası
 Связующий элемент



GE-KC-2

Fixing set
 Kanal civata takımı
 Комплект винтового соединения



GE-LCN

PVC strip
 PVC conta
 Резиновые прокладки




GE-LCND

PVC strip double
 PVC conta, iftli
 Резиновые прокладки



GE-BFEC-4

Flat flexible bar, CuSn
 Yassıyesnek bara, Cu



Material options: Stainless steel AISI 304 (L) (A2) / AISI 316 (L) (A4), ST-37-42 Mild Steel, Corten A, Pregalvanized steel, Aluminum
Finish options : Hot Dip Galvanized to EN 1461, Electrogalvanized to TS 149, Electrostatic Paint Coated, Prime coated
See material & finish option charts for available product specific selections.

Cable Trays

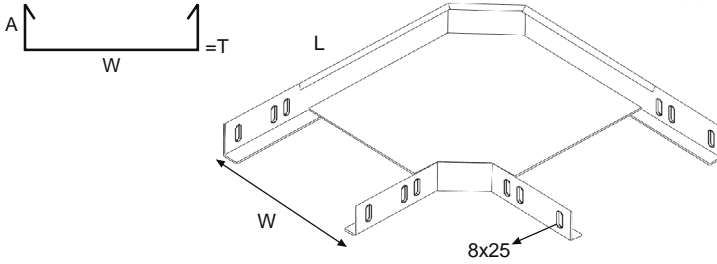
50

GE-KT2-D90-A50

90° flat bend

90° dönüþ elemanı

Секция угловая горизонтальная 90°



No couplers required for fixing to cable trays.
Please specify radius when ordering.

Birleþtirme için ek parçasına gerek yoktur.
Sipariþte radyusu belirtiniz.

Нет арматуры, необходимой для фиксации кабеля в лотки.
Укажите радиус при заказе.

Part No	T	W	A	L	Kg
GE-KT2-D90-5-A50	1	50	50	210	0.59
GE-KT2-D90-7-A50	1	70	50	230	0.68
GE-KT2-D90-10-A50	1	100	50	260	0.76
GE-KT2-D90-12-A50	1	120	50	280	0.85
GE-KT2-D90-15-A50	1	150	50	310	0.99
GE-KT2-D90-20-A50	1.2	200	50	360	1.35
GE-KT2-D90-22-A50	1.2	225	50	385	1.53
GE-KT2-D90-25-A50	1.2	250	50	410	1.71
GE-KT2-D90-30-A50	1.2	300	50	470	2.32
GE-KT2-D90-40-A50	1.5	400	50	570	3.85
GE-KT2-D90-45-A50	1.5	450	50	610	4.55
GE-KT2-D90-50-A50	1.5	500	50	660	5.33
GE-KT2-D90-60-A50	1.5	600	50	760	7.10
GE-KT2-D90-75-A50	1.5	750	50	910	10.20
GE-KT2-D90-90-A50	1.5	900	50	1060	13.90

Flat bends in 90°, 60°, 45°, 30° are available on request.
90° flat bend is supplied as standard unless the angle is specified when ordering.

90°, 60°, 45°, 30° dönüþler mevcuttur.
Baþka ölçü belirtilmedikçe standart 90° teslim edilir.

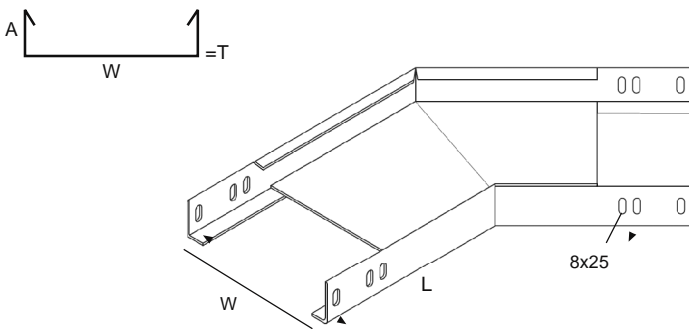
Угловые элементы могут быть изготовлены 90, 60, 45, 30. Стандартный размер 90, кроме случаев оговоренных при заказе.

GE-KT2-D45-A50

45° flat bend

45° dönüþ elemanı

Секция угловая горизонтальная 45°



No couplers required for fixing to cable trays.
Please specify radius when ordering.

Birleþtirme için ek parçasına gerek yoktur.
Sipariþte radyusu belirtiniz.

Нет арматуры, необходимой для фиксации кабеля в лотки.
Укажите радиус при заказе.

Part No	T	W	A	L	Kg
GE-KT2-D45-5-A50	1	50	50	210	0.59
GE-KT2-D45-7-A50	1	70	50	230	0.68
GE-KT2-D45-10-A50	1	100	50	260	0.76
GE-KT2-D45-12-A50	1	120	50	280	0.85
GE-KT2-D45-15-A50	1	150	50	310	0.99
GE-KT2-D45-20-A50	1.2	200	50	360	1.35
GE-KT2-D45-22-A50	1.2	225	50	385	1.53
GE-KT2-D45-25-A50	1.2	250	50	410	1.71
GE-KT2-D45-30-A50	1.2	300	50	470	2.32
GE-KT2-D45-40-A50	1.5	400	50	570	3.85
GE-KT2-D45-45-A50	1.5	450	50	610	4.55
GE-KT2-D45-50-A50	1.5	500	50	660	5.33
GE-KT2-D45-60-A50	1.5	600	50	760	7.10
GE-KT2-D45-75-A50	1.5	750	50	910	10.20
GE-KT2-D45-90-A50	1.5	900	50	1060	13.90

Material options: Stainless steel AISI 304 (L) (A2) / AISI 316 (L) (A4), ST-37-42 Mild Steel, Corten A, Pregalvanized steel, Aluminum
Finish options : Hot Dip Galvanized to EN 1461, Electrogalvanized to TS 149, Electrostatic Paint Coated, Prime coated
See material & finish option charts for available product specific selections.

Cable Trays

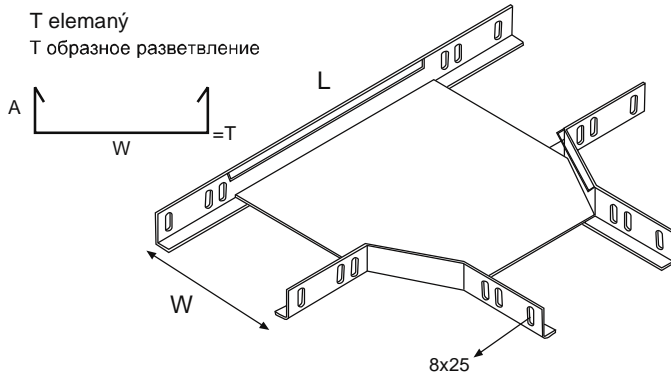
50

GE-KT2-T-A50

Tee

T elemanı

T образное разветвление

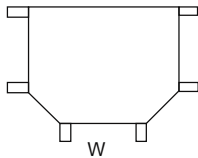


No couplers required for fixing to cable trays.
Please specify radius when ordering.

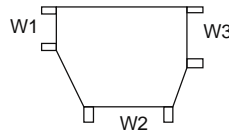
Birleştirme için ek parçasına gerek yoktur.
Siparişte radyusu belirtiniz.

Нет арматуры, необходимой для фиксации кабеля в лотки.
Укажите радиус при заказе.

Part No	T	W	A	L	Kg
GE-KT2-T-5-A50	1	50	50	370	0.83
GE-KT2-T-7-A50	1	70	50	390	0.88
GE-KT2-T-10-A50	1	100	50	420	0.98
GE-KT2-T-12-A50	1	120	50	440	1.00
GE-KT2-T-15-A50	1	150	50	470	1.20
GE-KT2-T-20-A50	1.2	200	50	520	1.54
GE-KT2-T-22-A50	1.2	225	50	545	1.70
GE-KT2-T-25-A50	1.2	250	50	570	1.87
GE-KT2-T-30-A50	1.2	300	50	620	2.50
GE-KT2-T-40-A50	1.5	400	50	720	4.00
GE-KT2-T-45-A50	1.5	450	50	770	4.70
GE-KT2-T-50-A50	1.5	500	50	820	5.46
GE-KT2-T-60-A50	1.5	600	50	920	7.15
GE-KT2-T-75-A50	1.5	750	50	1070	10.20
GE-KT2-T-90-A50	1.5	900	50	1220	13.84



Equal Tee
Eşit T Elemanı
Равное разветвление



Unequal Tee
Eşit olmayan T Elemanı
Неравное разветвление

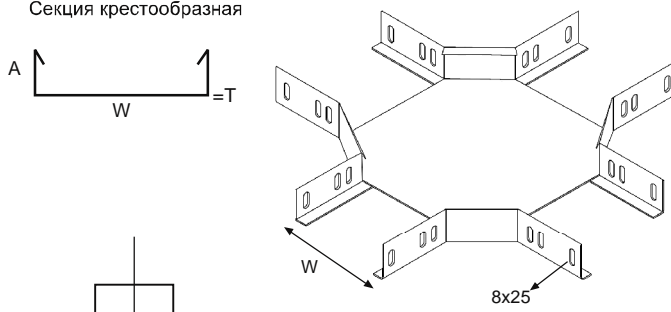
Please specify the widths of unequal tees by drawing.
Eşit olmayan T' lerde W ölçülerini siparişte belirtiniz.
Укажите размеры W неравного T-образного разветвления.

GE-KT2-DB-A50

Crossing

Dörtlü Bağlantı Elemanı

Секция крестообразная



No couplers required for fixing to cable trays.
Please specify radius when ordering.

Birleştirme için ek parçasına gerek yoktur.
Siparişte radyusu belirtiniz.

Нет арматуры, необходимой для фиксации кабеля в лотки.
Укажите радиус при заказе.

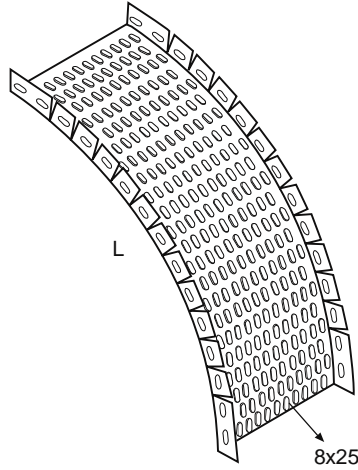
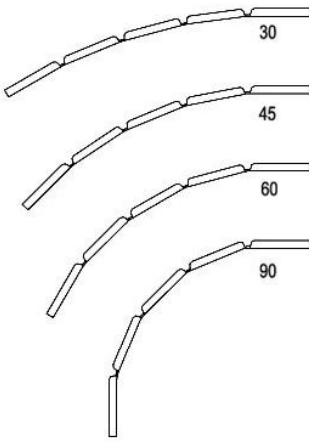
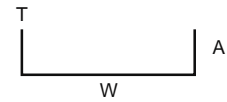
Part No	T	W	A	L	Kg
GE-KT2-DB-5-A50	1	50	50	370	1.05
GE-KT2-DB-7-A50	1	70	50	390	1.10
GE-KT2-DB-10-A50	1	100	50	420	1.20
GE-KT2-DB-12-A50	1	120	50	440	1.25
GE-KT2-DB-15-A50	1	150	50	470	1.35
GE-KT2-DB-20-A50	1.2	200	50	520	1.73
GE-KT2-DB-22-A50	1.2	225	50	545	1.87
GE-KT2-DB-25-A50	1.2	250	50	570	2.05
GE-KT2-DB-30-A50	1.2	300	50	620	2.63
GE-KT2-DB-40-A50	1.5	400	50	720	4.15
GE-KT2-DB-45-A50	1.5	450	50	770	4.50
GE-KT2-DB-50-A50	1.5	500	50	820	5.50
GE-KT2-DB-60-A50	1.5	600	50	920	7.20
GE-KT2-DB-75-A50	1.5	750	50	1070	10.20
GE-KT2-DB-90-A50	1.5	900	50	1220	13.80

Material options: Stainless steel AISI 304 (L) (A2) / AISI 316 (L) (A4), ST-37-42 Mild Steel, Corten A, Pregalvanized steel, Aluminum
 Finish options : Hot Dip Galvanized to EN 1461, Electrogalvanized to TS 149, Electrostatic Paint Coated, Prime coated
 See material & finish option charts for available product specific selections.

Cable Trays

50

GE-KT2-OBF-A50
 Flexible outside bend
 Modüler dış bükey elemanı
 Внешний угловой элемент



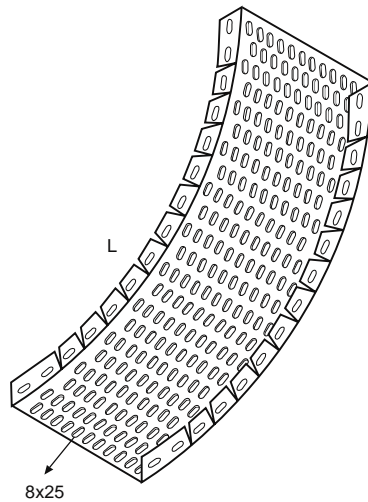
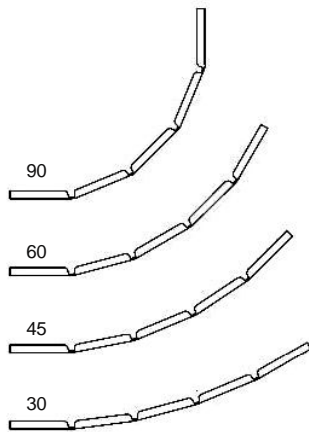
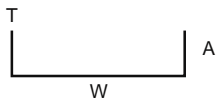
Part No	T	W	A	L	Kg
GE-KT2-OBF-5-A50	1	50	50	500	0.65
GE-KT2-OBF-7-A50	1	70	50	500	0.73
GE-KT2-OBF-10-A50	1	100	50	500	0.85
GE-KT2-OBF-12-A50	1	120	50	500	0.95
GE-KT2-OBF-15-A50	1	150	50	500	1.05
GE-KT2-OBF-20-A50	1.2	200	50	750	2.25
GE-KT2-OBF-22-A50	1.2	225	50	750	2.40
GE-KT2-OBF-25-A50	1.2	250	50	750	2.60
GE-KT2-OBF-30-A50	1.2	300	50	750	2.96
GE-KT2-OBF-40-A50	1.5	400	50	750	4.60
GE-KT2-OBF-45-A50	1.5	450	50	750	5.00
GE-KT2-OBF-50-A50	1.5	500	50	750	5.50
GE-KT2-OBF-60-A50	1.5	600	50	1000	8.50
GE-KT2-OBF-75-A50	1.5	750	50	1000	10.30
GE-KT2-OBF-90-A50	1.5	900	50	1000	12.10

Connection to be made with splice plates.
 Please specify radius when ordering.

Birleştirme için GE-EK kullanılır.
 Siparişte radyusu belirtiniz

Соединение будет с сращивание пластин.
 Укажите радиус при заказе.

GE-KT2-IBF-A50
 Flexible inside bend
 Modüler iç bükey elemanı
 Внутренний угловой элемент



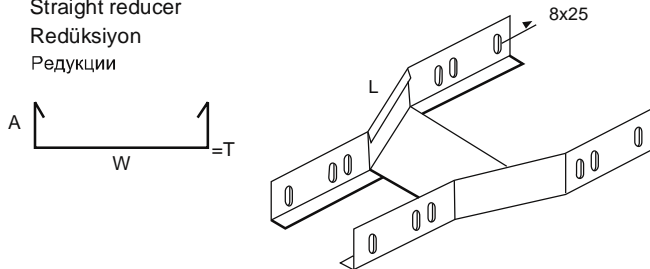
Part No	T	W	A	L	Kg
GE-KT2-IBF-5-A50	1	50	50	500	0.65
GE-KT2-IBF-7-A50	1	70	50	500	0.73
GE-KT2-IBF-10-A50	1	100	50	500	0.85
GE-KT2-IBF-12-A50	1	120	50	500	0.95
GE-KT2-IBF-15-A50	1	150	50	500	1.05
GE-KT2-IBF-20-A50	1.2	200	50	750	2.25
GE-KT2-IBF-22-A50	1.2	225	50	750	2.40
GE-KT2-IBF-25-A50	1.2	250	50	750	2.60
GE-KT2-IBF-30-A50	1.2	300	50	750	2.96
GE-KT2-IBF-40-A50	1.5	400	50	750	4.60
GE-KT2-IBF-45-A50	1.5	450	50	750	5.00
GE-KT2-IBF-50-A50	1.5	500	50	750	5.50
GE-KT2-IBF-60-A50	1.5	600	50	1000	8.50
GE-KT2-IBF-75-A50	1.5	750	50	1000	10.30
GE-KT2-IBF-90-A50	1.5	900	50	1000	12.10

Material options: Stainless steel AISI 304 (L) (A2) / AISI 316 (L) (A4), ST-37-42 Mild Steel, Corten A, Pregalvanized steel, Aluminum
 Finish options : Hot Dip Galvanized to EN 1461, Electrogalvanized to TS 149, Electrostatic Paint Coated, Prime coated
 See material & finish option charts for available product specific selections.

Cable Trays

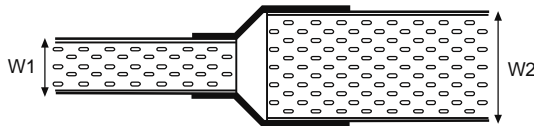
50

GE-KT2-R-A50
 Straight reducer
 Redüksiyon
 Редукции

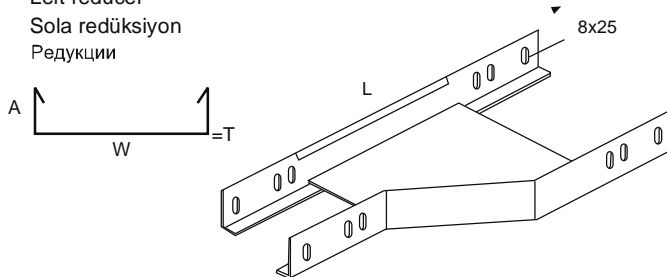


Part No	T	W1 - W2	A	L	Kg
GE-KT2-R-10-20-A50	1.5	100 - 200	50	300	0.70
GE-KT2-R-10-30-A50	1.5	100 - 300	50	340	0.95
GE-KT2-R-10-40-A50	1.5	100 - 400	50	400	1.35
GE-KT2-R-10-50-A50	1.5	100 - 500	50	440	1.70
GE-KT2-R-10-60-A50	1.5	100 - 600	50	490	2.20
GE-KT2-R-10-75-A50	1.5	100 - 750	50	560	2.95
GE-KT2-R-10-90-A50	1.5	100 - 900	50	650	4.00

How to order / Kodlama / Как написать при заказе
 GE-KT2 R 100 200 A50 HDG
 (Series + Product + Width1 + Width2 + Height + Finish)

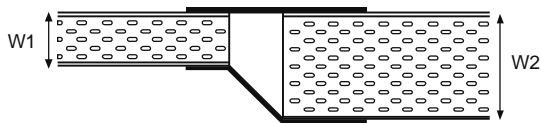


GE-KT2-RL-A50
 Left reducer
 Sola redüksiyon
 Редукции

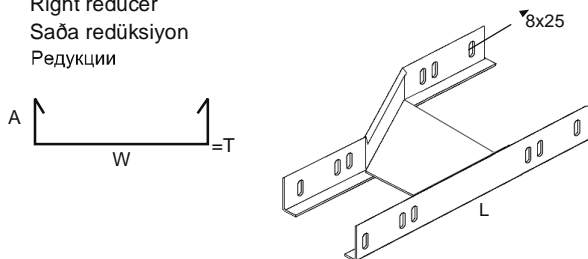


Part No	T	W1 - W2	A	L	Kg
GE-KT2-RL-10-20-A50	1.5	100 - 200	50	300	0.70
GE-KT2-RL-10-30-A50	1.5	100 - 300	50	340	1.00
GE-KT2-RL-10-40-A50	1.5	100 - 400	50	400	1.40
GE-KT2-RL-10-50-A50	1.5	100 - 500	50	440	1.80
GE-KT2-RL-10-60-A50	1.5	100 - 600	50	490	2.30
GE-KT2-RL-10-75-A50	1.5	100 - 750	50	560	3.10
GE-KT2-RL-10-90-A50	1.5	100 - 900	50	650	4.15

How to order / Kodlama / Как написать при заказе
 GE-KT2 RL 100 200 A50 HDG
 (Series + Product + Width1 + Width2 + Height + Finish)

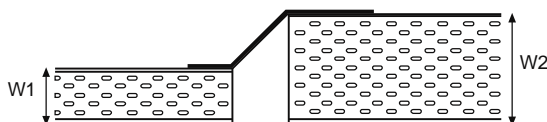


GE-KT2-RR-A50
 Right reducer
 Sağa redüksiyon
 Редукции



Part No	T	W1 - W2	A	L	Kg
GE-KT2-RR-10-20-A50	1.5	100 - 200	50	300	0.70
GE-KT2-RR-10-30-A50	1.5	100 - 300	50	340	1.00
GE-KT2-RR-10-40-A50	1.5	100 - 400	50	400	1.40
GE-KT2-RR-10-50-A50	1.5	100 - 500	50	440	1.80
GE-KT2-RR-10-60-A50	1.5	100 - 600	50	490	2.30
GE-KT2-RR-10-75-A50	1.5	100 - 750	50	560	3.10
GE-KT2-RR-10-90-A50	1.5	100 - 900	50	650	4.15

How to order / Kodlama / Как написать при заказе
 GE-KT2 RR 100 200 A50 HDG
 (Series + Product + Width1 + Width2 + Height + Finish)



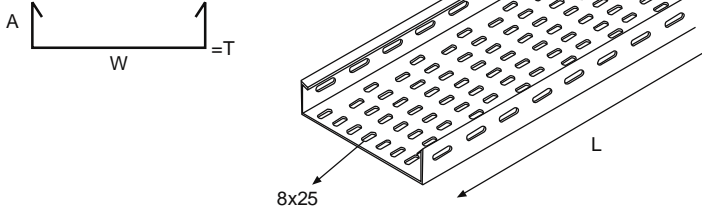
Material options: Stainless steel AISI 304 (L) (A2) / AISI 316 (L) (A4), ST-37-42 Mild Steel, Corten A, Pregalvanized steel, Aluminum
Finish options : Hot Dip Galvanized to EN 1461, Electrogalvanized to TS 149, Electrostatic Paint Coated, Prime coated
See material & finish option charts for available product specific selections.

Cable Trays

60

GE-KT2-A60

Cable trays, heavy duty
Kablo kanalları, ağır hizmet
Тяжелая обязанность кабельных лотков



Part No	T	W	A	L	Kg/m
GE-KT2-10-A60	1.2	100	60	3000	2.20
GE-KT2-12-A60	1.2	120	60	3000	2.40
GE-KT2-15-A60	1.5	150	60	3000	3.40
GE-KT2-20-A60	1.5	200	60	3000	4.00
GE-KT2-22-A60	1.5	225	60	3000	4.30
GE-KT2-25-A60	1.5	250	60	3000	4.60
GE-KT2-30-A60	1.5	300	60	3000	5.20
GE-KT2-40-A60	1.5	400	60	3000	6.40
GE-KT2-45-A60	1.5	450	60	3000	7.00
GE-KT2-50-A60	2	500	60	3000	10.00
GE-KT2-60-A60	2	600	60	3000	12.50
GE-KT2-75-A60	2	750	60	3000	14.10
GE-KT2-90-A60	2	900	60	3000	16.50

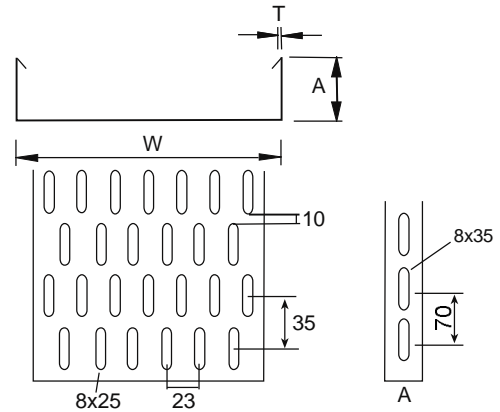
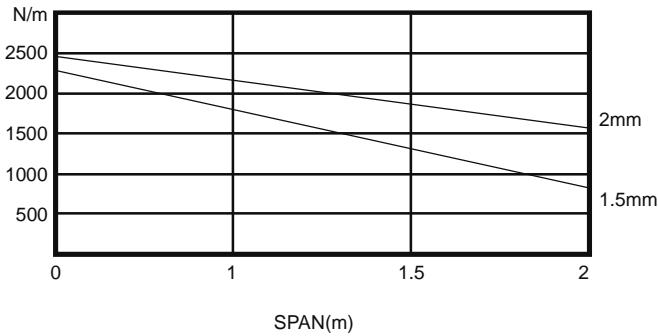
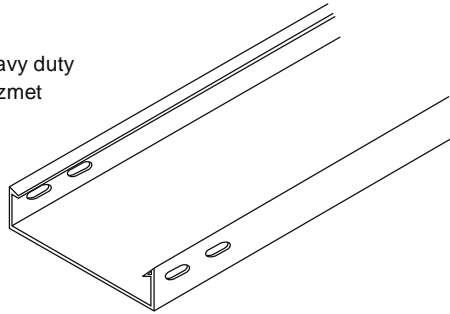
Custom production available upon request.
İsteğe göre diğer ölçülerde üretim yapıyor.

Возможно изготовление продукции на заказ.

SS4 SS6 HDG PG EG ESB APB AL

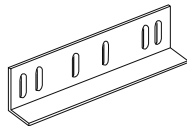
GE-KTN2-A60

Non perforated cable trays, heavy duty
Deliksiz kablo kanalları, ağır hizmet
Тяжелый долг, не кабельные
перфорированные лотки



GE-EK-60

Splice plate
Ek parçası
Связующий элемент



GE-KC-2

Fixing set
Kanal civata takımı
Комплект винтового соединения



GE-LCN

PVC strip
PVC conta
Резиновые прокладки




GE-LCND

PVC strip double
PVC conta, çiftli
Резиновые прокладки



GE-BFEC-4

Flat flexible bar, CuSn
Yassıyesnek bara, Cu



Material options: Stainless steel AISI 304 (L) (A2) / AISI 316 (L) (A4), ST-37-42 Mild Steel, Corten A, Pregalvanized steel, Aluminum
Finish options : Hot Dip Galvanized to EN 1461, Electrogalvanized to TS 149, Electrostatic Paint Coated, Prime coated
See material & finish option charts for available product specific selections.

Cable Trays

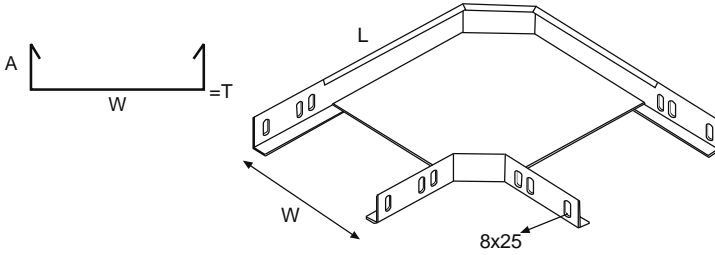
60

GE-KT2-D90-A60

90° flat bend

90° dönüş elemanı

Секция угловая горизонтальная 90°



Part No	T	W	A	L	Kg
GE-KT2-D90-10-A60	1.2	100	60	260	0.89
GE-KT2-D90-12-A60	1.2	120	60	280	1.00
GE-KT2-D90-15-A60	1.5	150	60	310	1.43
GE-KT2-D90-20-A60	1.5	200	60	360	1.82
GE-KT2-D90-22-A60	1.5	225	60	385	2.04
GE-KT2-D90-25-A60	1.5	250	60	410	2.27
GE-KT2-D90-30-A60	1.5	300	60	470	2.79
GE-KT2-D90-40-A60	1.5	400	60	570	4.04
GE-KT2-D90-45-A60	1.5	450	60	610	4.76
GE-KT2-D90-50-A60	2	500	60	660	7.38
GE-KT2-D90-60-A60	2	600	60	760	9.72
GE-KT2-D90-75-A60	2	750	60	910	13.95
GE-KT2-D90-90-A60	2	900	60	1060	19.00

No couplers required for fixing to cable trays.
Please specify radius when ordering.

Birleştirme için ek parçasına gerek yoktur.
Siparişte radyusu belirtiniz.

Нет арматуры, необходимой для фиксации кабеля в лотки.
Укажите радиус при заказе.

Flat bends in 90°, 60°, 45°, 30° are available on request.
90° flat bend is supplied as standard unless the angle is specified when ordering.

90°, 60°, 45°, 30° dönüşler mevcuttur.
Başka ölçü belirtilmedikçe standart 90° teslim edilir.

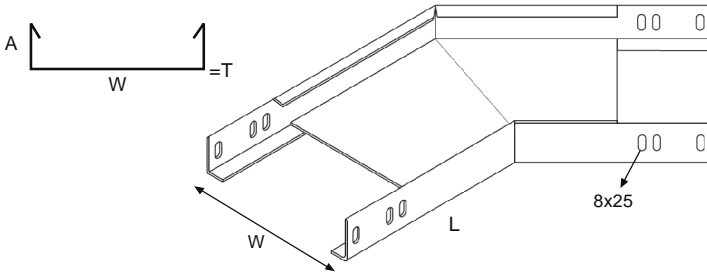
Угловые элементы могут быть изготовлены 90, 60, 45, 30. Стандартный размер 90, кроме случаев оговорённых при заказе.

GE-KT2-D45-A60

45° flat bend

45° dönüş elemanı

Секция угловая горизонтальная 45°



Part No	T	W	A	L	Kg
GE-KT2-D45-10-A60	1.2	100	60	260	0.89
GE-KT2-D45-12-A60	1.2	120	60	280	1.00
GE-KT2-D45-15-A60	1.5	150	60	310	1.43
GE-KT2-D45-20-A60	1.5	200	60	360	1.82
GE-KT2-D45-22-A60	1.5	225	60	385	2.04
GE-KT2-D45-25-A60	1.5	250	60	410	2.27
GE-KT2-D45-30-A60	1.5	300	60	470	2.79
GE-KT2-D45-40-A60	1.5	400	60	570	4.04
GE-KT2-D45-45-A60	1.5	450	60	610	4.76
GE-KT2-D45-50-A60	2	500	60	660	7.38
GE-KT2-D45-60-A60	2	600	60	760	9.72
GE-KT2-D45-75-A60	2	750	60	910	13.95
GE-KT2-D45-90-A60	2	900	60	1060	19.00

No couplers required for fixing to cable trays.
Please specify radius when ordering.

Birleştirme için ek parçasına gerek yoktur.
Siparişte radyusu belirtiniz.

Нет арматуры, необходимой для фиксации кабеля в лотки.
Укажите радиус при заказе.

Material options: Stainless steel AISI 304 (L) (A2) / AISI 316 (L) (A4), ST-37-42 Mild Steel, Corten A, Pregalvanized steel, Aluminum
Finish options : Hot Dip Galvanized to EN 1461, Electrogalvanized to TS 149, Electrostatic Paint Coated, Prime coated
See material & finish option charts for available product specific selections.

Cable Trays

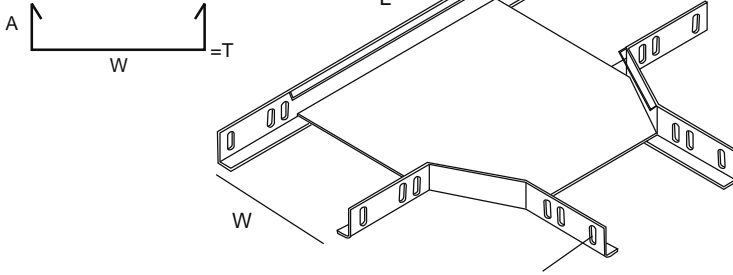
60

GE-KT2-T-A60

Tee

T elemanı

T образное разветвление

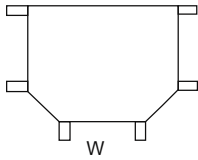


No couplers required for fixing to cable trays.
Please specify radius when ordering.

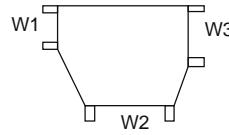
Birlektirme için ek parçasına gerek yoktur.
Siparişte radyusu belirtiniz.

Нет арматуры, необходимой для фиксации кабеля в лотки.
Укажите радиус при заказе.

Part No	T	W	A	L	Kg
GE-KT2-T-10-A60	1.2	100	60	420	1.15
GE-KT2-T-12-A60	1.2	120	60	440	1.20
GE-KT2-T-15-A60	1.5	150	60	470	1.74
GE-KT2-T-20-A60	1.5	200	60	520	2.07
GE-KT2-T-22-A60	1.5	225	60	545	2.31
GE-KT2-T-25-A60	1.5	250	60	570	2.50
GE-KT2-T-30-A60	1.5	300	60	620	2.99
GE-KT2-T-40-A60	1.5	400	60	720	4.18
GE-KT2-T-45-A60	1.5	450	60	770	4.89
GE-KT2-T-50-A60	2	500	60	820	7.52
GE-KT2-T-60-A60	2	600	60	920	10.50
GE-KT2-T-75-A60	2	750	60	1070	14.66
GE-KT2-T-90-A60	2	900	60	1220	19.60



Equal Tee
Eşit T Elemanı
Равное разветвление



Unequal Tee
Eşit olmayan T Elemanı
Неравное разветвление

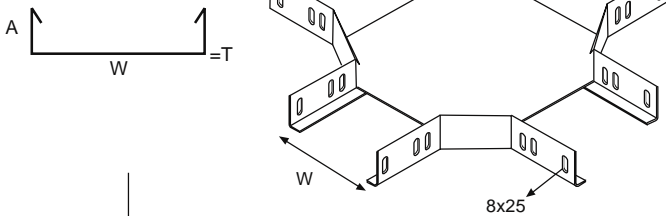
Please specify the widths of unequal tees by drawing.
Eşit olmayan T lerde W ölçülerini siparişte belirtiniz.
Укажите размеры W неравного T-образного разветвления.

GE-KT2-DB-A60

Crossing

Dörtlü Bağlantı Elemanı

Секция крестообразная



No couplers required for fixing to cable trays.
Please specify radius when ordering.

Birlektirme için ek parçasına gerek yoktur.
Siparişte radyusu belirtiniz.

Нет арматуры, необходимой для фиксации кабеля в лотки.
Укажите радиус при заказе.

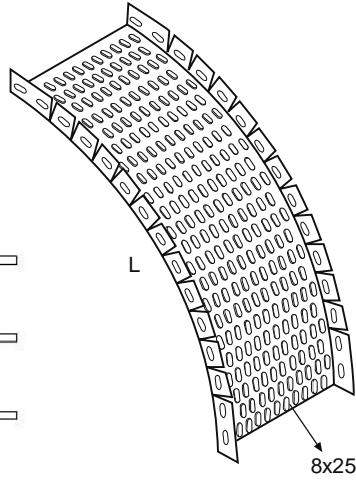
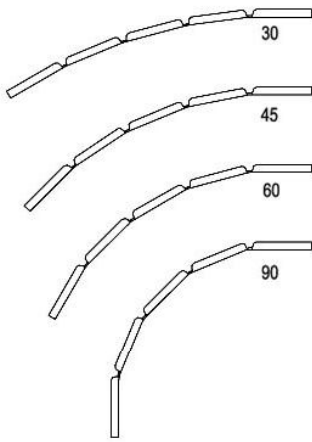
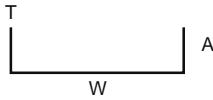
Part No	T	W	A	L	Kg
GE-KT2-DB-10-A60	1.2	100	60	420	1.49
GE-KT2-DB-12-A60	1.2	120	60	440	1.56
GE-KT2-DB-15-A60	1.5	150	60	470	2.12
GE-KT2-DB-20-A60	1.5	200	60	520	2.48
GE-KT2-DB-22-A60	1.5	225	60	545	2.66
GE-KT2-DB-25-A60	1.5	250	60	570	2.87
GE-KT2-DB-30-A60	1.5	300	60	620	3.33
GE-KT2-DB-40-A60	1.5	400	60	720	4.48
GE-KT2-DB-45-A60	1.5	450	60	770	4.83
GE-KT2-DB-50-A60	2	500	60	820	7.80
GE-KT2-DB-60-A60	2	600	60	920	10.05
GE-KT2-DB-75-A60	2	750	60	1070	14.05
GE-KT2-DB-90-A60	2	900	60	1220	18.80

Material options: Stainless steel AISI 304 (L) (A2) / AISI 316 (L) (A4), ST-37-42 Mild Steel, Corten A, Pregalvanized steel, Aluminum
 Finish options : Hot Dip Galvanized to EN 1461, Electrogalvanized to TS 149, Electrostatic Paint Coated, Prime coated
 See material & finish option charts for available product specific selections.

Cable Trays

60

GE-KT2-OBF-A60
 Flexible outside bend
 Modüler dış bükey elemanı
 Внешний угловой элемент



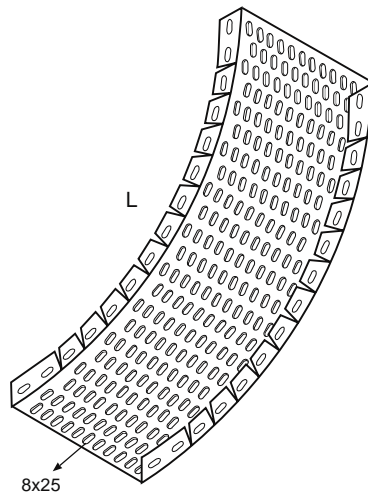
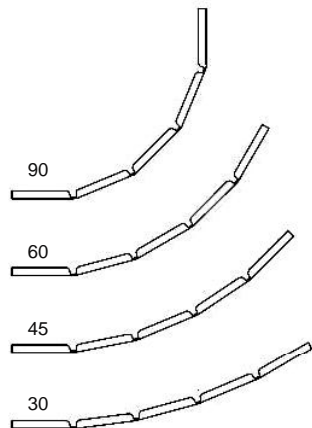
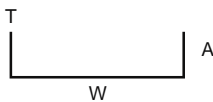
Part No	T	W	A	L	Kg
GE-KT2-OBF-10-A60	1.2	100	60	500	1.10
GE-KT2-OBF-12-A60	1.2	120	60	500	1.20
GE-KT2-OBF-15-A60	1.5	150	60	500	1.70
GE-KT2-OBF-20-A60	1.5	200	60	750	3.00
GE-KT2-OBF-22-A60	1.5	225	60	750	3.20
GE-KT2-OBF-25-A60	1.5	250	60	750	3.45
GE-KT2-OBF-30-A60	1.5	300	60	750	3.90
GE-KT2-OBF-40-A60	1.5	400	60	750	4.80
GE-KT2-OBF-45-A60	1.5	450	60	750	5.25
GE-KT2-OBF-50-A60	2	500	60	750	7.50
GE-KT2-OBF-60-A60	2	600	60	1000	12.50
GE-KT2-OBF-75-A60	2	750	60	1000	14.10
GE-KT2-OBF-90-A60	2	900	60	1000	16.50

Connection to be made with splice plates.
 Please specify radius when ordering.

Birleştirme için GE-EK kullanılır.
 Siparişte radyusu belirtiniz

Соединение будет с сращивание пластин.
 Укажите радиус при заказе.

GE-KT2-IBF-A60
 Flexible inside bend
 Modüler iç bükey elemanı
 Внутренний угловой элемент



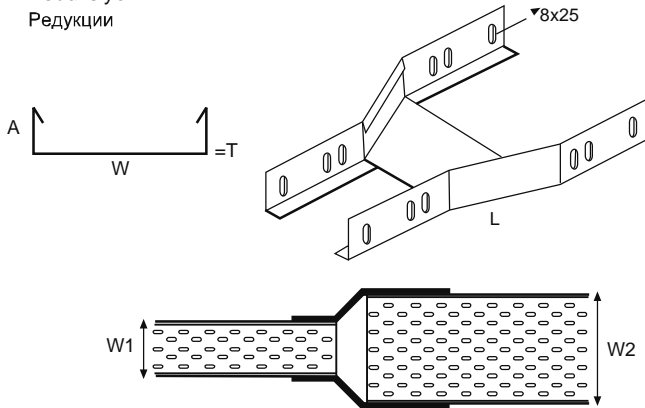
Part No	T	W	A	L	Kg
GE-KT2-IBF-10-A60	1.2	100	60	500	1.10
GE-KT2-IBF-12-A60	1.2	120	60	500	1.20
GE-KT2-IBF-15-A60	1.5	150	60	500	1.70
GE-KT2-IBF-20-A60	1.5	200	60	750	3.00
GE-KT2-IBF-22-A60	1.5	225	60	750	3.20
GE-KT2-IBF-25-A60	1.5	250	60	750	3.45
GE-KT2-IBF-30-A60	1.5	300	60	750	3.90
GE-KT2-IBF-40-A60	1.5	400	60	750	4.80
GE-KT2-IBF-45-A60	1.5	450	60	750	5.25
GE-KT2-IBF-50-A60	2	500	60	750	7.50
GE-KT2-IBF-60-A60	2	600	60	1000	12.50
GE-KT2-IBF-75-A60	2	750	60	1000	14.10
GE-KT2-IBF-90-A60	2	900	60	1000	16.50

Material options: Stainless steel AISI 304 (L) (A2) / AISI 316 (L) (A4), ST-37-42 Mild Steel, Corten A, Pregalvanized steel, Aluminum
 Finish options : Hot Dip Galvanized to EN 1461, Electrogalvanized to TS 149, Electrostatic Paint Coated, Prime coated
 See material & finish option charts for available product specific selections.

Cable Trays

60

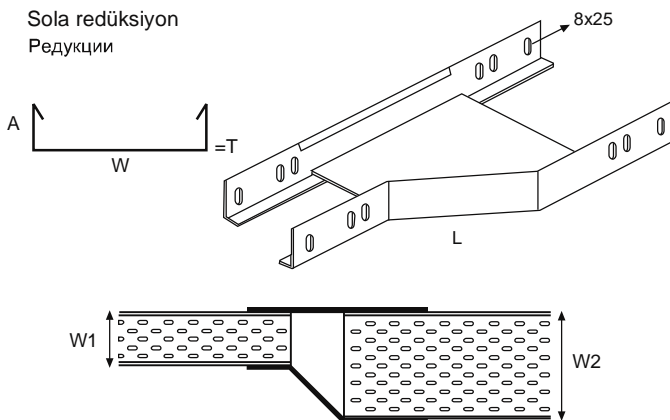
GE-KT2-R-A60
 Straight reducer
 Redüksiyon
 Редукции



Part No	T	W1 - W2	A	L	Kg
GE-KT2-R-10-20-A60	1.5	100 - 200	60	300	0.80
GE-KT2-R-10-30-A60	1.5	100 - 300	60	340	1.05
GE-KT2-R-10-40-A60	1.5	100 - 400	60	400	1.45
GE-KT2-R-10-50-A60	1.5	100 - 500	60	440	1.85
GE-KT2-R-10-60-A60	1.5	100 - 600	60	490	2.35
GE-KT2-R-10-75-A60	1.5	100 - 750	60	560	3.15
GE-KT2-R-10-90-A60	1.5	100 - 900	60	650	4.20

How to order / Kodlama / Как написать при заказе
 GE-KT2 R 100 200 A60 HDG
 (Series + Product + Width1 + Width2 + Height + Finish)

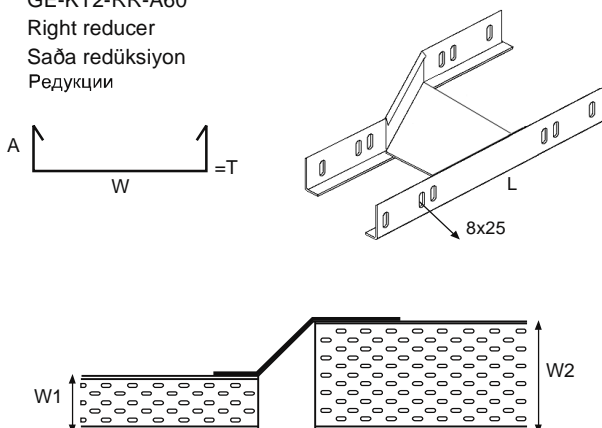
GE-KT2-RL-A60
 Left reducer
 Sola redüksiyon
 Редукции



Part No	T	W1 - W2	A	L	Kg
GE-KT2-RL-10-20-A60	1.5	100 - 200	60	300	0.80
GE-KT2-RL-10-30-A60	1.5	100 - 300	60	340	1.10
GE-KT2-RL-10-40-A60	1.5	100 - 400	60	400	1.55
GE-KT2-RL-10-50-A60	1.5	100 - 500	60	440	1.95
GE-KT2-RL-10-60-A60	1.5	100 - 600	60	490	2.45
GE-KT2-RL-10-75-A60	1.5	100 - 750	60	560	3.25
GE-KT2-RL-10-90-A60	1.5	100 - 900	60	650	4.40

How to order / Kodlama / Как написать при заказе
 GE-KT2 RL 100 200 A60 HDG
 (Series + Product + Width1 + Width2 + Height + Finish)

GE-KT2-RR-A60
 Right reducer
 Sağa redüksiyon
 Редукции



Part No	T	W1 - W2	A	L	Kg
GE-KT2-RR-10-20-A60	1.5	100 - 200	60	300	0.80
GE-KT2-RR-10-30-A60	1.5	100 - 300	60	340	1.10
GE-KT2-RR-10-40-A60	1.5	100 - 400	60	400	1.55
GE-KT2-RR-10-50-A60	1.5	100 - 500	60	440	1.95
GE-KT2-RR-10-60-A60	1.5	100 - 600	60	490	2.45
GE-KT2-RR-10-75-A60	1.5	100 - 750	60	560	3.25
GE-KT2-RR-10-90-A60	1.5	100 - 900	60	650	4.40

How to order / Kodlama / Как написать при заказе
 GE-KT2 RR 100 200 A60 HDG
 (Series + Product + Width1 + Width2 + Height + Finish)

Material options: Stainless steel AISI 304 (L) (A2) / AISI 316 (L) (A4), ST-37-42 Mild Steel, Corten A, Pregalvanized steel, Aluminum
 Finish options : Hot Dip Galvanized to EN 1461, Electrogalvanized to TS 149, Electrostatic Paint Coated, Prime coated
 See material & finish option charts for available product specific selections.

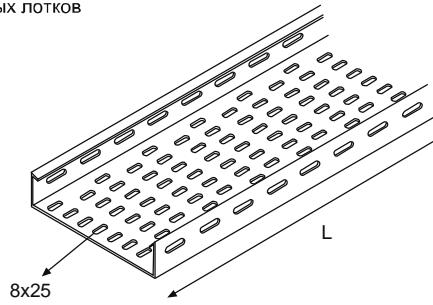
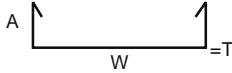
Cable Trays

75

GE-KT2-A75

Cable trays, heavy duty
 Kablo kanalları, ağır hizmet

Тяжелая обязанность кабельных лотков



Part No	T	W	A	L	Kg
GE-KT2-10-A75	1.2	100	75	3000	2.59
GE-KT2-12-A75	1.2	120	75	3000	2.79
GE-KT2-15-A75	1.5	150	75	3000	3.84
GE-KT2-20-A75	1.5	200	75	3000	4.45
GE-KT2-22-A75	1.5	225	75	3000	4.74
GE-KT2-25-A75	1.5	250	75	3000	5.04
GE-KT2-30-A75	2	300	75	3000	7.52
GE-KT2-40-A75	2	400	75	3000	9.12
GE-KT2-45-A75	2	450	75	3000	9.92
GE-KT2-50-A75	2	500	75	3000	10.72
GE-KT2-60-A75	2	600	75	3000	12.32
GE-KT2-75-A75	2	750	75	3000	14.72
GE-KT2-90-A75	2	900	75	3000	17.12

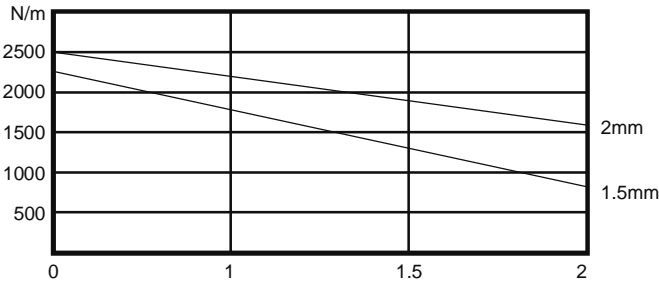
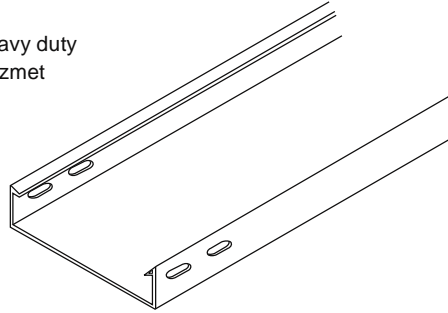
Custom production available upon request.
 Üsteğe göre diğer ölçülerde üretim yapılır.

Возможно изготовление продукции на заказ.

GE-KTN2-A75

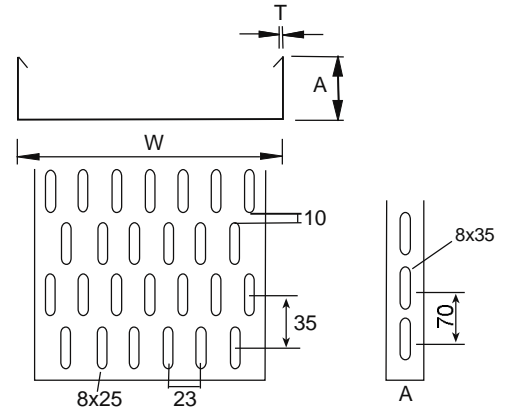
Non perforated cable trays, heavy duty
 Deliksiz kablo kanalları, ağır hizmet

Тяжелый долг, не кабельные перфорированные лотки



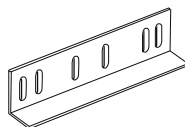
SPAN(m)

SS4 SS6 HDG PG EG ESB APB AL



GE-EK-75

Splice plate
 Ek parçası
 Связующий элемент



GE-KC-2

Fixing set
 Kanal civata takımı
 Комплект винтового соединения



GE-LCN

PVC strip
 PVC conta
 Резиновые прокладки




GE-LCND

PVC strip double
 PVC conta, çiftli
 Резиновые прокладки



GE-BFEC-4

Flat flexible bar, CuSn
 Yassıyesnek bara, Cu



Material options: Stainless steel AISI 304 (L) (A2) / AISI 316 (L) (A4), ST-37-42 Mild Steel, Corten A, Pregalvanized steel, Aluminum
Finish options : Hot Dip Galvanized to EN 1461, Electrogalvanized to TS 149, Electrostatic Paint Coated, Prime coated
See material & finish option charts for available product specific selections.

Cable Trays

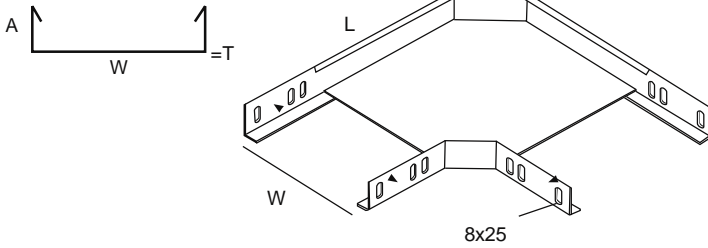
75

GE-KT2-D90-A75

90° flat bend

90° dönüş elemanı

Секция угловая горизонтальная 90°



Part No	T	W	A	L	Kg
GE-KT2-D90-10-A75	1.2	100	75	260	1.06
GE-KT2-D90-12-A75	1.2	120	75	280	1.16
GE-KT2-D90-15-A75	1.5	150	75	310	1.67
GE-KT2-D90-20-A75	1.5	200	75	360	2.08
GE-KT2-D90-22-A75	1.5	225	75	385	2.32
GE-KT2-D90-25-A75	1.5	250	75	410	2.55
GE-KT2-D90-30-A75	2	300	75	470	4.15
GE-KT2-D90-40-A75	2	400	75	570	5.87
GE-KT2-D90-45-A75	2	450	75	610	6.97
GE-KT2-D90-50-A75	2	500	75	660	7.96
GE-KT2-D90-60-A75	2	600	75	760	10.37
GE-KT2-D90-75-A75	2	750	75	910	14.70
GE-KT2-D90-90-A75	2	900	75	1060	19.83

No couplers required for fixing to cable trays.
Please specify radius when ordering.

Birlektirme için ek parçasına gerek yoktur.
Siparişte radyusu belirtiniz.

Нет арматуры, необходимой для фиксации кабеля в лотки.
Укажите радиус при заказе.

Flat bends in 90°, 60°, 45°, 30° are available on request.
90° flat bend is supplied as standard unless the angle is specified when ordering.

90°, 60°, 45°, 30° dönüşler mevcuttur.
Başka ölçü belirtilmedikçe standart 90° teslim edilir.

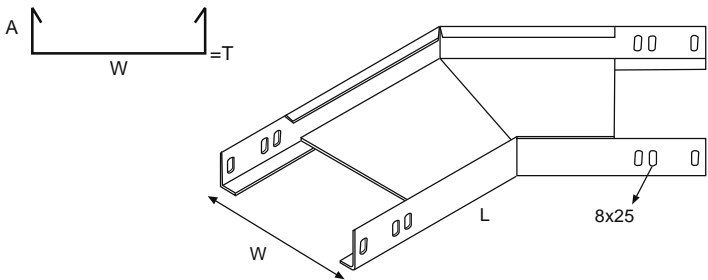
Угловые элементы могут быть изготовлены 90, 60, 45, 30. Стандартный размер 90, кроме случаев оговорённых при заказе.

GE-KT2-D45-A75

45° flat bend

45° dönüş elemanı

Секция угловая горизонтальная 45°



Part No	T	W	A	L	Kg
GE-KT2-D45-10-A75	1.2	100	75	260	1.06
GE-KT2-D45-12-A75	1.2	120	75	280	1.16
GE-KT2-D45-15-A75	1.5	150	75	310	1.67
GE-KT2-D45-20-A75	1.5	200	75	360	2.08
GE-KT2-D45-22-A75	1.5	225	75	385	2.32
GE-KT2-D45-25-A75	1.5	250	75	410	2.55
GE-KT2-D45-30-A75	2	300	75	470	4.15
GE-KT2-D45-40-A75	2	400	75	570	5.87
GE-KT2-D45-45-A75	2	450	75	610	6.97
GE-KT2-D45-50-A75	2	500	75	660	7.96
GE-KT2-D45-60-A75	2	600	75	760	10.37
GE-KT2-D45-75-A75	2	750	75	910	14.70
GE-KT2-D45-90-A75	2	900	75	1060	19.83

No couplers required for fixing to cable trays.
Please specify radius when ordering.

Birlektirme için ek parçasına gerek yoktur.
Siparişte radyusu belirtiniz.

Нет арматуры, необходимой для фиксации кабеля в лотки.
Укажите радиус при заказе.

Material options: Stainless steel AISI 304 (L) (A2) / AISI 316 (L) (A4), ST-37-42 Mild Steel, Corten A, Pregalvanized steel, Aluminum
Finish options : Hot Dip Galvanized to EN 1461, Electrogalvanized to TS 149, Electrostatic Paint Coated, Prime coated
See material & finish option charts for available product specific selections.

Cable Trays

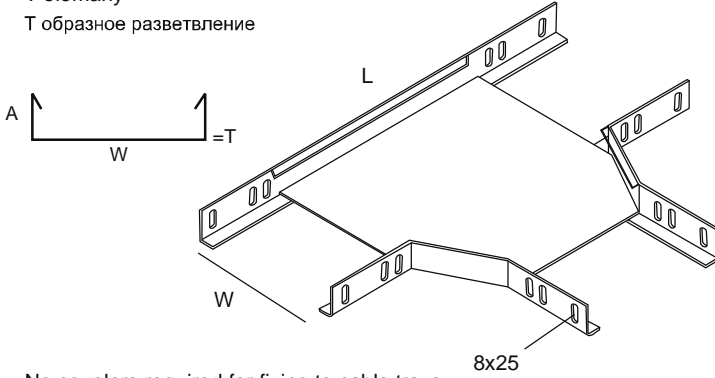
75

GE-KT2-T-A75

Tee

T elemanı

T образное разветвление

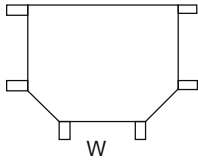


No couplers required for fixing to cable trays.
Please specify radius when ordering.

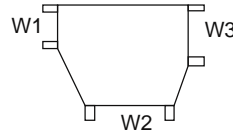
Birleştirme için ek parçasına gerek yoktur.
Siparişte radyusu belirtiniz.

Нет арматуры, необходимой для фиксации кабеля в лотки.
Укажите радиус при заказе.

Part No	T	W	A	L	Kg
GE-KT2-T-10-A75	1.2	100	75	420	1.35
GE-KT2-T-12-A75	1.2	120	75	440	1.45
GE-KT2-T-15-A75	1.5	150	75	470	2.00
GE-KT2-T-20-A75	1.5	200	75	520	2.37
GE-KT2-T-22-A75	1.5	225	75	545	2.61
GE-KT2-T-25-A75	1.5	250	75	570	2.81
GE-KT2-T-30-A75	2	300	75	620	4.43
GE-KT2-T-40-A75	2	400	75	720	6.00
GE-KT2-T-45-A75	2	450	75	770	6.98
GE-KT2-T-50-A75	2	500	75	820	8.00
GE-KT2-T-60-A75	2	600	75	920	10.34
GE-KT2-T-75-A75	2	750	75	1070	14.48
GE-KT2-T-90-A75	2	900	75	1220	19.41



Equal Tee
Eşit T Elemanı
Равное разветвление



Unequal Tee
Eşit olmayan T Elemanı
Неравное разветвление

Please specify the widths of unequal tees by drawing.
Eşit olmayan T'lerde W ölçülerini siparişte belirtiniz.

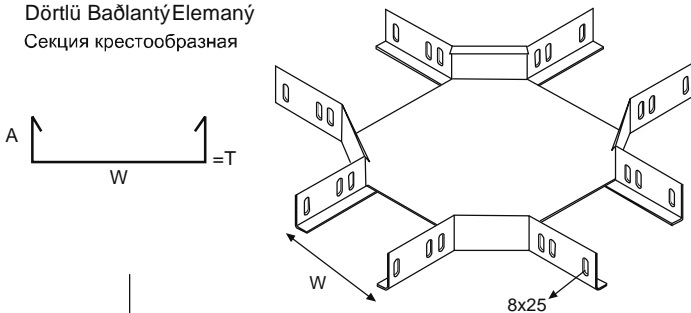
Укажите размеры W неравного T-образного разветвления.

GE-KT2-DB-A75

Crossing

Dörtlü Bağlantı Elemanı

Секция крестообразная



No couplers required for fixing to cable trays.
Please specify radius when ordering.

Birleştirme için ek parçasına gerek yoktur.
Siparişte radyusu belirtiniz.

Нет арматуры, необходимой для фиксации кабеля в лотки.
Укажите радиус при заказе.

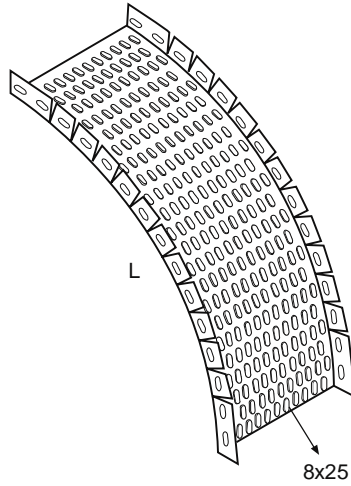
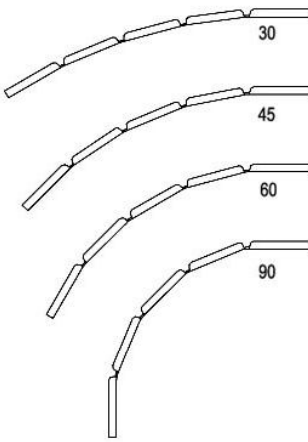
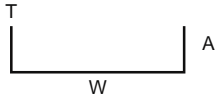
Part No	T	W	A	L	Kg
GE-KT2-DB-10-A75	1.2	100	75	420	1.62
GE-KT2-DB-12-A75	1.2	120	75	440	1.70
GE-KT2-DB-15-A75	1.5	150	75	470	2.28
GE-KT2-DB-20-A75	1.5	200	75	520	2.64
GE-KT2-DB-22-A75	1.5	225	75	545	2.82
GE-KT2-DB-25-A75	1.5	250	75	570	3.03
GE-KT2-DB-30-A75	2	300	75	620	4.65
GE-KT2-DB-40-A75	2	400	75	720	6.21
GE-KT2-DB-45-A75	2	450	75	770	6.56
GE-KT2-DB-50-A75	2	500	75	820	8.00
GE-KT2-DB-60-A75	2	600	75	920	10.26
GE-KT2-DB-75-A75	2	750	75	1070	14.26
GE-KT2-DB-90-A75	2	900	75	1220	19.00

Material options: Stainless steel AISI 304 (L) (A2) / AISI 316 (L) (A4), ST-37-42 Mild Steel, Corten A, Pregalvanized steel, Aluminum
 Finish options : Hot Dip Galvanized to EN 1461, Electrogalvanized to TS 149, Electrostatic Paint Coated, Prime coated
 See material & finish option charts for available product specific selections.

Cable Trays

75

GE-KT2-OBF-A75
 Flexible outside bend
 Modüler dış bükey elemanı
 Внешний угловой элемент



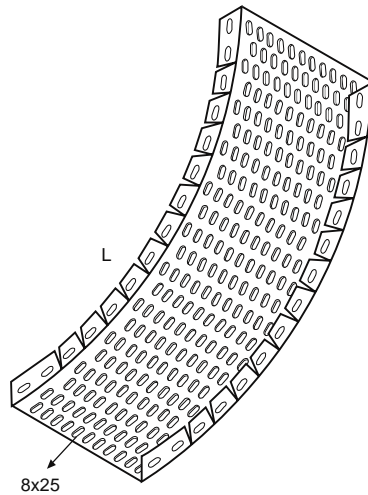
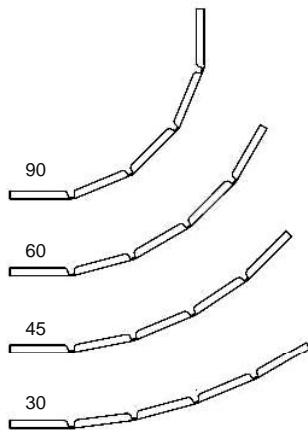
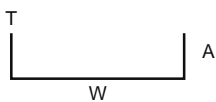
Part No	T	W	A	L	Kg
GE-KT2-OBF-10-A75	1.2	100	75	500	1.30
GE-KT2-OBF-12-A75	1.2	120	75	500	1.40
GE-KT2-OBF-15-A75	1.5	150	75	500	1.92
GE-KT2-OBF-20-A75	1.5	200	75	750	3.34
GE-KT2-OBF-22-A75	1.5	225	75	750	3.55
GE-KT2-OBF-25-A75	1.5	250	75	750	3.78
GE-KT2-OBF-30-A75	2	300	75	750	5.64
GE-KT2-OBF-40-A75	2	400	75	750	6.84
GE-KT2-OBF-45-A75	2	450	75	750	7.44
GE-KT2-OBF-50-A75	2	500	75	750	8.04
GE-KT2-OBF-60-A75	2	600	75	1000	12.32
GE-KT2-OBF-75-A75	2	750	75	1000	14.72
GE-KT2-OBF-90-A75	2	900	75	1000	17.12

Connection to be made with splice plates.
 Please specify radius when ordering.

Birleştirme için GE-EK kullanılır.
 Siparişte radyusu belirtiniz

Соединение будет с сращивание пластин.
 Укажите радиус при заказе.

GE-KT2-IBF-A75
 Flexible inside bend
 Modüler iç bükey elemanı
 Внутренний угловой элемент



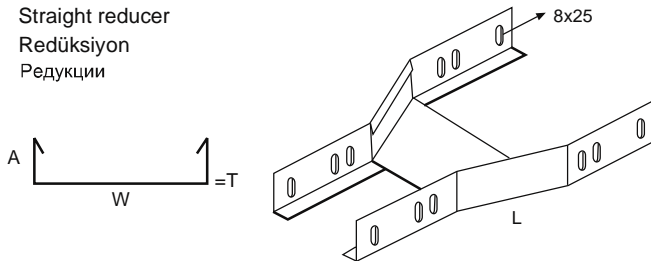
Part No	T	W	A	L	Kg
GE-KT2-IBF-10-A75	1.2	100	75	500	1.30
GE-KT2-IBF-12-A75	1.2	120	75	500	1.40
GE-KT2-IBF-15-A75	1.5	150	75	500	1.92
GE-KT2-IBF-20-A75	1.5	200	75	750	3.34
GE-KT2-IBF-22-A75	1.5	225	75	750	3.55
GE-KT2-IBF-25-A75	1.5	250	75	750	3.78
GE-KT2-IBF-30-A75	2	300	75	750	5.64
GE-KT2-IBF-40-A75	2	400	75	750	6.84
GE-KT2-IBF-45-A75	2	450	75	750	7.44
GE-KT2-IBF-50-A75	2	500	75	750	8.04
GE-KT2-IBF-60-A75	2	600	75	1000	12.32
GE-KT2-IBF-75-A75	2	750	75	1000	14.72
GE-KT2-IBF-90-A75	2	900	75	1000	17.12

Material options: Stainless steel AISI 304 (L) (A2) / AISI 316 (L) (A4), ST-37-42 Mild Steel, Corten A, Pregalvanized steel, Aluminum
 Finish options : Hot Dip Galvanized to EN 1461, Electro galvanized to TS 149, Electrostatic Paint Coated, Prime coated
 See material & finish option charts for available product specific selections.

Cable Trays

75

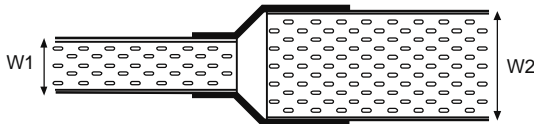
GE-KT2-R-A75
 Straight reducer
 Redüksiyon
 Редукции



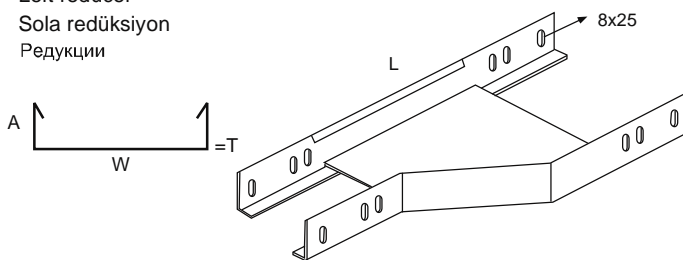
Part No	T	W1 - W2	A	L	Kg
GE-KT2-R-10-20-A75	1.5	100 - 200	75	300	0.90
GE-KT2-R-10-30-A75	1.5	100 - 300	75	340	1.20
GE-KT2-R-10-40-A75	1.5	100 - 400	75	400	1.65
GE-KT2-R-10-50-A75	1.5	100 - 500	75	440	2.05
GE-KT2-R-10-60-A75	1.5	100 - 600	75	490	2.55
GE-KT2-R-10-75-A75	1.5	100 - 750	75	560	3.40
GE-KT2-R-10-90-A75	1.5	100 - 900	75	650	4.50

How to order / Kodlama / Как написать при заказе

GE-KT2 R 100 200 A75 HDG
 (Series + Product + Width1 + Width2 + Height + Finish)



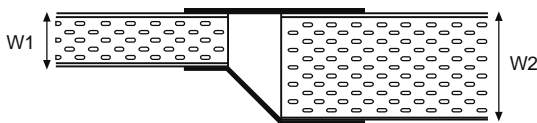
GE-KT2-RL-A75
 Left reducer
 Sola redüksiyon
 Редукции



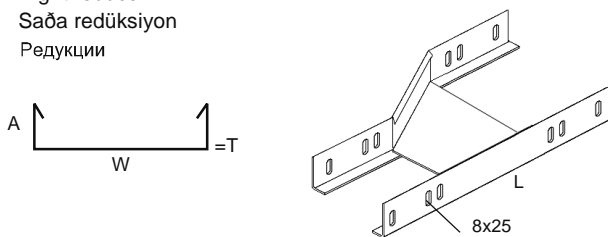
Part No	T	W1 - W2	A	L	Kg
GE-KT2-RL-10-20-A75	1.5	100 - 200	75	300	0.90
GE-KT2-RL-10-30-A75	1.5	100 - 300	75	340	1.25
GE-KT2-RL-10-40-A75	1.5	100 - 400	75	400	1.70
GE-KT2-RL-10-50-A75	1.5	100 - 500	75	440	2.15
GE-KT2-RL-10-60-A75	1.5	100 - 600	75	490	2.65
GE-KT2-RL-10-75-A75	1.5	100 - 750	75	560	3.55
GE-KT2-RL-10-90-A75	1.5	100 - 900	75	650	4.70

How to order / Kodlama / Как написать при заказе

GE-KT2 RL 100 200 A75 HDG
 (Series + Product + Width1 + Width2 + Height + Finish)



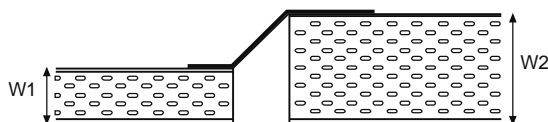
GE-KT2-RR-A75
 Right reducer
 Sağda redüksiyon
 Редукции



Part No	T	W1 - W2	A	L	Kg
GE-KT2-RR-10-20-A75	1.5	100 - 200	75	300	0.90
GE-KT2-RR-10-30-A75	1.5	100 - 300	75	340	1.25
GE-KT2-RR-10-40-A75	1.5	100 - 400	75	400	1.70
GE-KT2-RR-10-50-A75	1.5	100 - 500	75	440	2.15
GE-KT2-RR-10-60-A75	1.5	100 - 600	75	490	2.65
GE-KT2-RR-10-75-A75	1.5	100 - 750	75	560	3.55
GE-KT2-RR-10-90-A75	1.5	100 - 900	75	650	4.70

How to order / Kodlama / Как написать при заказе

GE-KT2 RR 100 200 A75 HDG
 (Series + Product + Width1 + Width2 + Height + Finish)



Material options: Stainless steel AISI 304 (L) (A2) / AISI 316 (L) (A4), ST-37-42 Mild Steel, Corten A, Pregalvanized steel, Aluminum
 Finish options : Hot Dip Galvanized to EN 1461, Electrogalvanized to TS 149, Electrostatic Paint Coated, Prime coated
 See material & finish option charts for available product specific selections.

Cable Trays

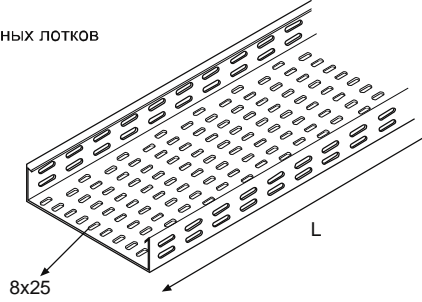
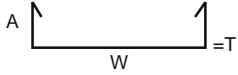
100

GE-KT2-A100

Cable trays, heavy duty

Kablo kanalları, ağır hizmet

Тяжелая обязанность кабельных лотков



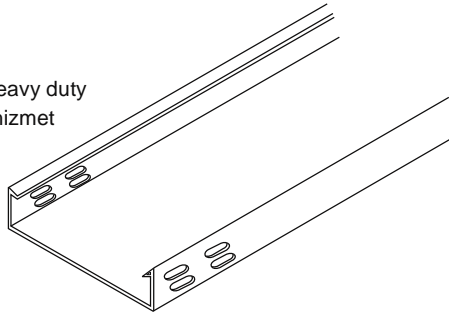
Part No	T	W	A	L	Kg
GE-KT2-10-A100	1.5	100	100	3000	3.72
GE-KT2-12-A100	1.5	120	100	3000	3.96
GE-KT2-15-A100	1.5	150	100	3000	4.32
GE-KT2-20-A100	1.5	200	100	3000	4.92
GE-KT2-22-A100	1.5	225	100	3000	5.22
GE-KT2-25-A100	1.5	250	100	3000	5.52
GE-KT2-30-A100	2	300	100	3000	8.16
GE-KT2-40-A100	2	400	100	3000	9.76
GE-KT2-45-A100	2	450	100	3000	10.56
GE-KT2-50-A100	2	500	100	3000	11.36
GE-KT2-60-A100	2	600	100	3000	12.96
GE-KT2-75-A100	2	750	100	3000	15.36
GE-KT2-90-A100	2	900	100	3000	17.60

GE-KTN2-A100

Non perforated cable trays, heavy duty

Deliksiz kablo kanalları, ağır hizmet

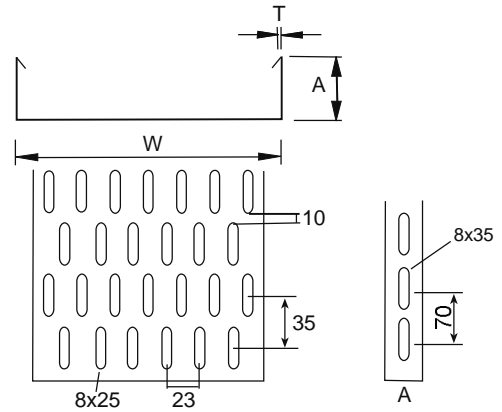
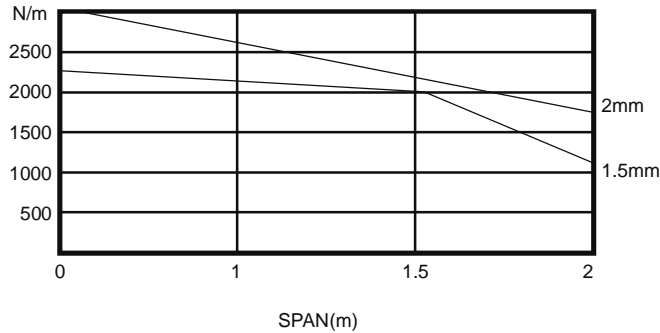
Тяжелый долг, не кабельные перфорированные лотки



Custom production available upon request.
 Üsteğe göre diğer ölçülerde üretim yapıyor.

Возможно изготовление продукции на заказ.

SS4 SS6 HDG PG EG ESB APB AL

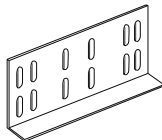


GE-EK-100

Splice plate

Ek parçası

Связующий элемент



GE-LCN

PVC strip

PVC conta

Резиновые прокладки



GE-KC-2

Fixing set

Kanal civata takımı

Комплект винтового соединения



GE-LCND

PVC strip double

PVC conta, çiftli


Резиновые прокладки



GE-BFEC-4

Flat flexible bar, CuSn

Yassıyesnek bara, Cu



Material options: Stainless steel AISI 304 (L) (A2) / AISI 316 (L) (A4), ST-37-42 Mild Steel, Corten A, Pregalvanized steel, Aluminum
Finish options : Hot Dip Galvanized to EN 1461, Electrogalvanized to TS 149, Electrostatic Paint Coated, Prime coated
See material & finish option charts for available product specific selections.

Cable Trays

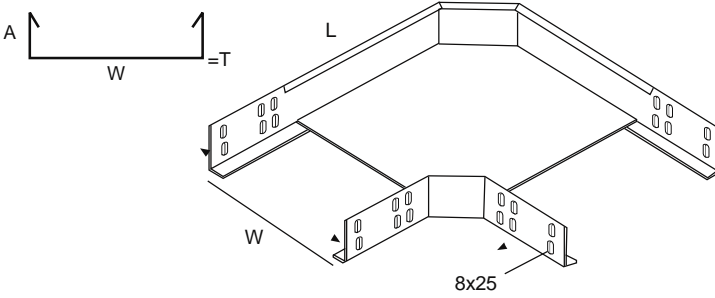
100

GE-KT2-D90-A100

90° flat bend

90° dönüþ elemanı

Секция угловая горизонтальная 90°



No couplers required for fixing to cable trays.
Please specify radius when ordering.

Birleþtirme için ek parçasına gerek yoktur.
Sipariþte radyusu belirtiniz.

Нет арматуры, необходимой для фиксации кабеля в лотки.
Укажите радиус при заказе.

Part No	T	W	A	L	Kg
GE-KT2-D90-10-A100	1.5	100	100	260	1.52
GE-KT2-D90-12-A100	1.5	120	100	280	1.67
GE-KT2-D90-15-A100	1.5	150	100	310	1.90
GE-KT2-D90-20-A100	1.5	200	100	360	2.34
GE-KT2-D90-22-A100	1.5	225	100	385	2.60
GE-KT2-D90-25-A100	1.5	250	100	410	2.84
GE-KT2-D90-30-A100	2	300	100	470	4.54
GE-KT2-D90-40-A100	2	400	100	570	6.34
GE-KT2-D90-45-A100	2	450	100	610	7.38
GE-KT2-D90-50-A100	2	500	100	660	8.50
GE-KT2-D90-60-A100	2	600	100	760	10.98
GE-KT2-D90-75-A100	2	750	100	910	15.41
GE-KT2-D90-90-A100	2	900	100	1060	20.60

Flat bends in 90°, 60°, 45°, 30° are available on request.
90° flat bend is supplied as standard unless the angle is specified when ordering.

90°, 60°, 45°, 30° dönüþler mevcuttur.
Baþka ölçü belirtilmedikçe standart 90° teslim edilir.

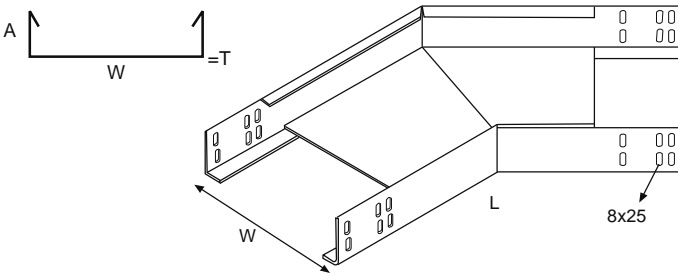
Угловые элементы могут быть изготовлены 90, 60, 45, 30. Стандартный размер 90, кроме случаев оговорённых при заказе.

GE-KT2-D45-A100

45° flat bend

45° dönüþ elemanı

Секция угловая горизонтальная 45°



No couplers required for fixing to cable trays.
Please specify radius when ordering.

Birleþtirme için ek parçasına gerek yoktur.
Sipariþte radyusu belirtiniz.

Нет арматуры, необходимой для фиксации кабеля в лотки.
Укажите радиус при заказе.

Part No	T	W	A	L	Kg
GE-KT2-D45-10-A100	1.5	100	100	260	1.52
GE-KT2-D45-12-A100	1.5	120	100	280	1.67
GE-KT2-D45-15-A100	1.5	150	100	310	1.90
GE-KT2-D45-20-A100	1.5	200	100	360	2.34
GE-KT2-D45-22-A100	1.5	225	100	385	2.60
GE-KT2-D45-25-A100	1.5	250	100	410	2.84
GE-KT2-D45-30-A100	2	300	100	470	4.54
GE-KT2-D45-40-A100	2	400	100	570	6.34
GE-KT2-D45-45-A100	2	450	100	610	7.38
GE-KT2-D45-50-A100	2	500	100	660	8.50
GE-KT2-D45-60-A100	2	600	100	760	10.98
GE-KT2-D45-75-A100	2	750	100	910	15.41
GE-KT2-D45-90-A100	2	900	100	1060	20.60

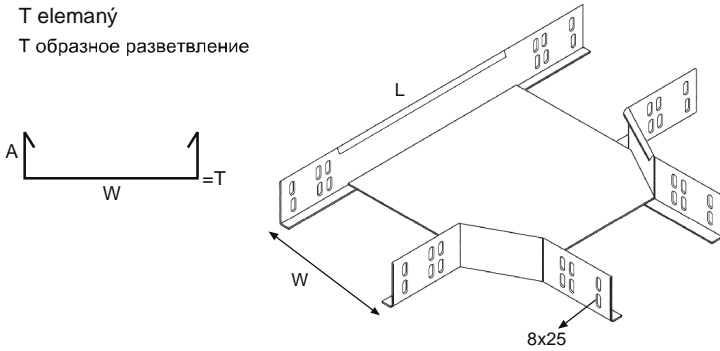
Material options: Stainless steel AISI 304 (L) (A2) / AISI 316 (L) (A4), ST-37-42 Mild Steel, Corten A, Pregalvanized steel, Aluminum
 Finish options : Hot Dip Galvanized to EN 1461, Electrogalvanized to TS 149, Electrostatic Paint Coated, Prime coated
 See material & finish option charts for available product specific selections.

Cable Trays

75

GE-KT2-T-A100

Tee
 T elemanı
 T образное разветвление

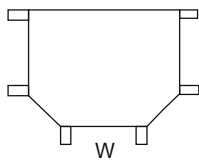


No couplers required for fixing to cable trays.
 Please specify radius when ordering.

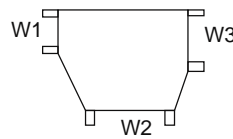
Birleştirme için ek parçasına gerek yoktur.
 Siparişte radyusu belirtiniz.

Нет арматуры, необходимой для фиксации кабеля в лотки.
 Укажите радиус при заказе.

Part No	T	W	A	L	Kg
GE-KT2-T-10-A100	1.5	100	100	420	1.93
GE-KT2-T-12-A100	1.5	120	100	440	2.00
GE-KT2-T-15-A100	1.5	150	100	470	2.28
GE-KT2-T-20-A100	1.5	200	100	520	2.66
GE-KT2-T-22-A100	1.5	225	100	545	2.90
GE-KT2-T-25-A100	1.5	250	100	570	3.11
GE-KT2-T-30-A100	2	300	100	620	4.84
GE-KT2-T-40-A100	2	400	100	720	6.47
GE-KT2-T-45-A100	2	450	100	770	7.46
GE-KT2-T-50-A100	2	500	100	820	8.50
GE-KT2-T-60-A100	2	600	100	920	10.85
GE-KT2-T-75-A100	2	750	100	1070	15.05
GE-KT2-T-90-A100	2	900	100	1220	20.00



Equal Tee
 Erit T Elemanı
 Равное разветвление

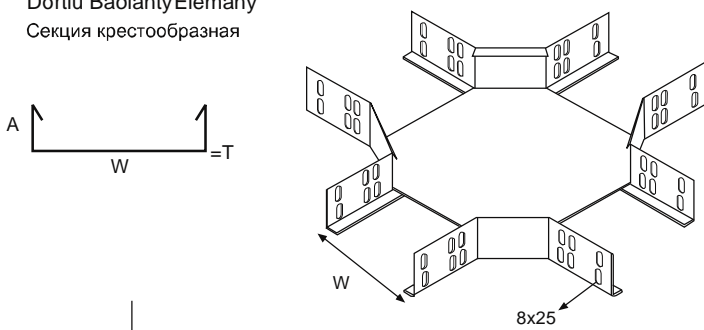


Unequal Tee
 Erit olmayan T Elemanı
 Неравное разветвление

Please specify the widths of unequal tees by drawing.
 Erit olmayan T' lerde W ölçülerini siparişte belirtiniz.
 Укажите размеры W неравного T-образного разветвления.

GE-KT2-DB-A100

Crossing
 Dörtlü Bağlantı Elemanı
 Секция крестообразная



No couplers required for fixing to cable trays.
 Please specify radius when ordering.

Birleştirme için ek parçasına gerek yoktur.
 Siparişte radyusu belirtiniz.

Нет арматуры, необходимой для фиксации кабеля в лотки.
 Укажите радиус при заказе.

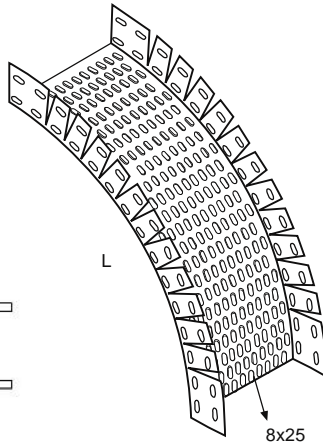
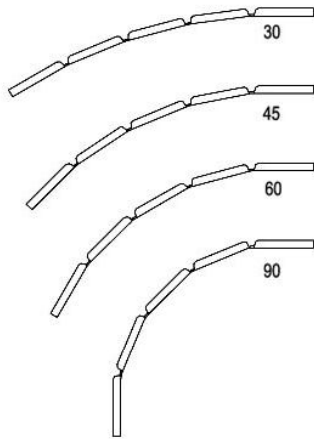
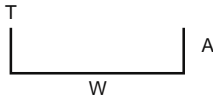
Part No	T	W	A	L	Kg
GE-KT2-DB-10-A100	1.5	100	100	420	2.34
GE-KT2-DB-12-A100	1.5	120	100	440	2.43
GE-KT2-DB-15-A100	1.5	150	100	470	2.59
GE-KT2-DB-20-A100	1.5	200	100	520	2.95
GE-KT2-DB-22-A100	1.5	225	100	545	3.14
GE-KT2-DB-25-A100	1.5	250	100	570	3.34
GE-KT2-DB-30-A100	2	300	100	620	5.06
GE-KT2-DB-40-A100	2	400	100	720	6.62
GE-KT2-DB-45-A100	2	450	100	770	6.97
GE-KT2-DB-50-A100	2	500	100	820	8.42
GE-KT2-DB-60-A100	2	600	100	920	10.67
GE-KT2-DB-75-A100	2	750	100	1070	14.67
GE-KT2-DB-90-A100	2	900	100	1220	19.42

Material options: Stainless steel AISI 304 (L) (A2) / AISI 316 (L) (A4), ST-37-42 Mild Steel, Corten A, Pregalvanized steel, Aluminum
 Finish options : Hot Dip Galvanized to EN 1461, Electro galvanized to TS 149, Electrostatic Paint Coated, Prime coated
 See material & finish option charts for available product specific selections.

Cable Trays

100

GE-KT2-OBF-A100
 Flexible outside bend
 Modüler dış bükey elemanı
 Внешний угловой элемент



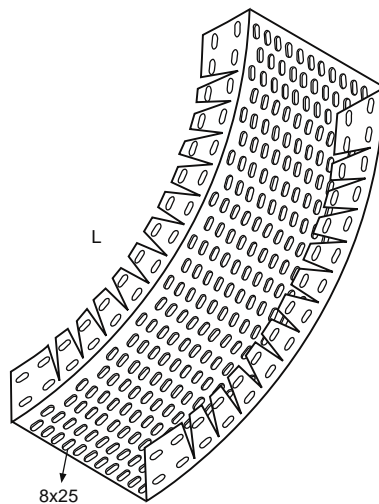
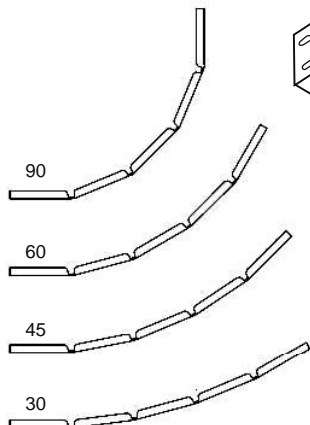
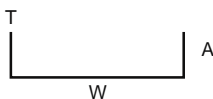
Part No	T	W	A	L	Kg
GE-KT2-OBF-10-A100	1.5	100	100	500	1.86
GE-KT2-OBF-12-A100	1.5	120	100	500	1.98
GE-KT2-OBF-15-A100	1.5	150	100	500	2.16
GE-KT2-OBF-20-A100	1.5	200	100	750	3.70
GE-KT2-OBF-22-A100	1.5	225	100	750	3.90
GE-KT2-OBF-25-A100	1.5	250	100	750	4.14
GE-KT2-OBF-30-A100	2	300	100	750	6.12
GE-KT2-OBF-40-A100	2	400	100	750	7.32
GE-KT2-OBF-45-A100	2	450	100	750	7.92
GE-KT2-OBF-50-A100	2	500	100	750	8.52
GE-KT2-OBF-60-A100	2	600	100	1000	12.96
GE-KT2-OBF-75-A100	2	750	100	1000	15.36
GE-KT2-OBF-90-A100	2	900	100	1000	17.60

Connection to be made with splice plates.
 Please specify radius when ordering.

Birleptirme için GE-EK kullanılır.
 Siparişte radyusu belirtiniz.

Соединение будет с сращивание пластин.
 Укажите радиус при заказе.

GE-KT2-IBF-A100
 Flexible inside bend
 Modüler iç bükey elemanı
 Внутренний угловой элемент



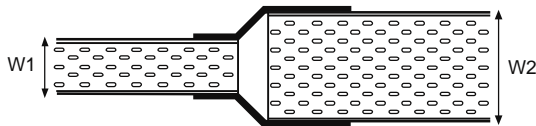
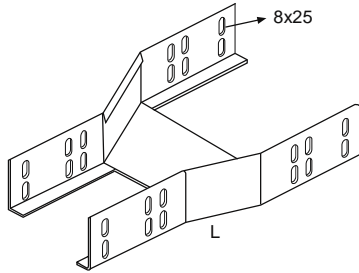
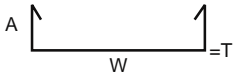
Part No	T	W	A	L	Kg
GE-KT2-IBF-10-A100	1.5	100	100	500	1.86
GE-KT2-IBF-12-A100	1.5	120	100	500	1.98
GE-KT2-IBF-15-A100	1.5	150	100	500	2.16
GE-KT2-IBF-20-A100	1.5	200	100	750	3.70
GE-KT2-IBF-22-A100	1.5	225	100	750	3.90
GE-KT2-IBF-25-A100	1.5	250	100	750	4.14
GE-KT2-IBF-30-A100	2	300	100	750	6.12
GE-KT2-IBF-40-A100	2	400	100	750	7.32
GE-KT2-IBF-45-A100	2	450	100	750	7.92
GE-KT2-IBF-50-A100	2	500	100	750	8.52
GE-KT2-IBF-60-A100	2	600	100	1000	12.96
GE-KT2-IBF-75-A100	2	750	100	1000	15.36
GE-KT2-IBF-90-A100	2	900	100	1000	17.60

Material options: Stainless steel AISI 304 (L) (A2) / AISI 316 (L) (A4), ST-37-42 Mild Steel, Corten A, Pregalvanized steel, Aluminum
 Finish options : Hot Dip Galvanized to EN 1461, Electrogalvanized to TS 149, Electrostatic Paint Coated, Prime coated
 See material & finish option charts for available product specific selections.

Cable Trays

100

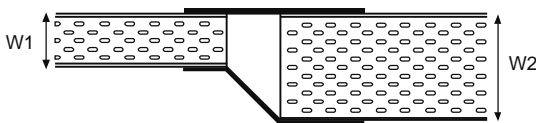
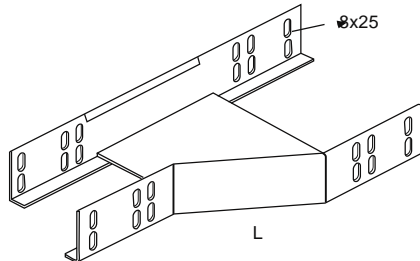
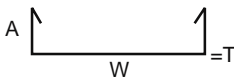
GE-KT2-R-A100
 Straight reducer
 Redüksiyon
 Редукции



Part No	T	W1 - W2	A	L	Kg
GE-KT2-R-10-20-A100	1.5	100 - 200	100	300	1.10
GE-KT2-R-10-30-A100	1.5	100 - 300	100	340	1.40
GE-KT2-R-10-40-A100	1.5	100 - 400	100	400	1.90
GE-KT2-R-10-50-A100	1.5	100 - 500	100	440	2.35
GE-KT2-R-10-60-A100	1.5	100 - 600	100	490	2.90
GE-KT2-R-10-75-A100	1.5	100 - 750	100	560	3.80
GE-KT2-R-10-90-A100	1.5	100 - 900	100	650	5.00

How to order / Kodlama / Как написать при заказе
 GE-KT2 R 100 200 A100 HDG
 (Series + Product + Width1 + Width2 + Height + Finish)

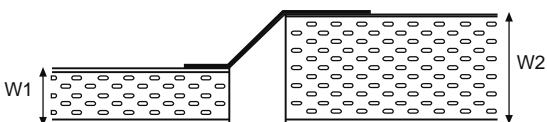
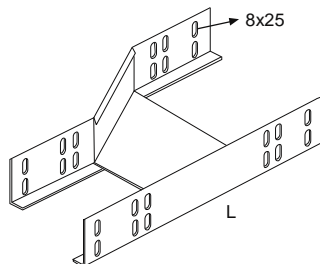
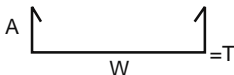
GE-KT2-RL-A100
 Left reducer
 Sola redüksiyon
 Редукции



Part No	T	W1 - W2	A	L	Kg
GE-KT2-RL-10-20-A100	1.5	100 - 200	100	300	1.10
GE-KT2-RL-10-30-A100	1.5	100 - 300	100	340	1.50
GE-KT2-RL-10-40-A100	1.5	100 - 400	100	400	2.00
GE-KT2-RL-10-50-A100	1.5	100 - 500	100	440	2.45
GE-KT2-RL-10-60-A100	1.5	100 - 600	100	490	3.05
GE-KT2-RL-10-75-A100	1.5	100 - 750	100	560	4.00
GE-KT2-RL-10-90-A100	1.5	100 - 900	100	650	5.25

How to order / Kodlama / Как написать при заказе
 GE-KT2 RL 100 200 A100 HDG
 (Series + Product + Width1 + Width2 + Height + Finish)

GE-KT2-RR-A100
 Right reducer
 Sağda redüksiyon
 Редукции



Part No	T	W1 - W2	A	L	Kg
GE-KT2-RR-10-20-A100	1.5	100 - 200	100	300	1.10
GE-KT2-RR-10-30-A100	1.5	100 - 300	100	340	1.50
GE-KT2-RR-10-40-A100	1.5	100 - 400	100	400	2.00
GE-KT2-RR-10-50-A100	1.5	100 - 500	100	440	2.45
GE-KT2-RR-10-60-A100	1.5	100 - 600	100	490	3.05
GE-KT2-RR-10-75-A100	1.5	100 - 750	100	560	4.00
GE-KT2-RR-10-90-A100	1.5	100 - 900	100	650	5.25


How to order / Kodlama / Как написать при заказе
 GE-KT2 RR 100 200 A100 HDG
 (Series + Product + Width1 + Width2 + Height + Finish)

GERPAAS®

Material options: Stainless steel AISI 304 (L) (A2) / AISI 316 (L) (A4), ST-37-42 Mild Steel, Corten A, Pregalvanized steel, Aluminum
Finish options : Hot Dip Galvanized to EN 1461, Electrogalvanized to TS 149, Electrostatic Paint Coated, Prime coated
See material & finish option charts for available product specific selections.

- EN Cable trays
- FR Chemin de câbles
- D Kabelrinnen
- RU КАБЕЛЬНЫЕ ЛОТКИ
- TR Kablo kanalları

GE-BFEC-4
Flat flexible bar, CuSn
Yassıyesnek bara, Cu

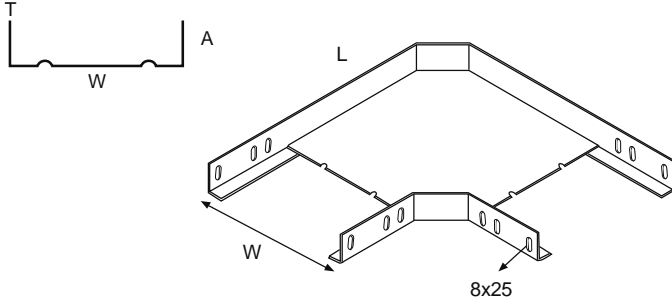


Material options: Stainless steel AISI 304 (L) (A2) / AISI 316 (L) (A4), ST-37-42 Mild Steel, Corten A, Pregalvanized steel, Aluminum
 Finish options : Hot Dip Galvanized to EN 1461, Electrogalvanized to TS 149, Electrostatic Paint Coated, Prime coated
 See material & finish option charts for available product specific selections.

Cable Trays

40

GE-KT3-D90-A40
 90° flat bend
 90° dönüþ elemanı
 Секция угловая горизонтальная 90°



Part No	T	W	A	L	Kg
GE-KT3-D90-10-A40	1	100	40	260	0.67
GE-KT3-D90-12-A40	1	120	40	280	0.76
GE-KT3-D90-15-A40	1	150	40	310	0.89
GE-KT3-D90-20-A40	1	200	40	360	1.03
GE-KT3-D90-22-A40	1	225	40	385	1.20
GE-KT3-D90-25-A40	1.2	250	40	410	1.58
GE-KT3-D90-30-A40	1.2	300	40	470	2.48
GE-KT3-D90-40-A40	1.2	400	40	570	2.95
GE-KT3-D90-45-A40	1.2	450	40	610	3.50
GE-KT3-D90-50-A40	1.5	500	40	660	5.15
GE-KT3-D90-60-A40	1.5	600	40	760	6.85
GE-KT3-D90-75-A40	1.5	750	40	910	9.90
GE-KT3-D90-90-A40	1.5	900	40	1060	13.68

No couplers required for fixing to cable trays.
 Please specify radius when ordering.

Birleþtirme için ek parçasına gerek yoktur.
 Sipariþte radyusu belirtiniz.

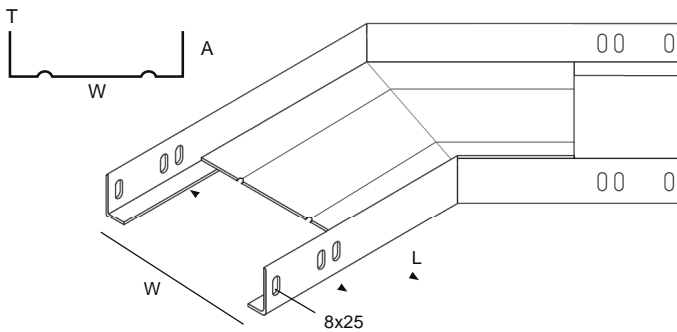
Нет арматуры, необходимой для фиксации кабеля в лотки.
 Укажите радиус при заказе.

Flat bends in 90°, 60°, 45°, 30° are available on request.
 90° flat bend is supplied as standard unless the angle is specified when ordering.

90°, 60°, 45°, 30° dönüþler mevcuttur.
 Baþka ölçü belirtilmedikçe standart 90° teslim edilir.

Угловые элементы могут быть изготовлены 90, 60, 45, 30. Стандартный размер 90, кроме случаев оговорённых при заказе.

GE-KT3-D45-A40
 45° flat bend
 45° dönüþ elemanı
 Секция угловая горизонтальная 45°



Part No	T	W	A	L	Kg
GE-KT3-D45-10-A40	1	100	40	260	0.67
GE-KT3-D45-12-A40	1	120	40	280	0.76
GE-KT3-D45-15-A40	1	150	40	310	0.89
GE-KT3-D45-20-A40	1	200	40	360	1.03
GE-KT3-D45-22-A40	1	225	40	385	1.20
GE-KT3-D45-25-A40	1.2	250	40	410	1.58
GE-KT3-D45-30-A40	1.2	300	40	470	2.48
GE-KT3-D45-40-A40	1.2	400	40	570	2.95
GE-KT3-D45-45-A40	1.2	450	40	610	3.50
GE-KT3-D45-50-A40	1.5	500	40	660	5.15
GE-KT3-D45-60-A40	1.5	600	40	760	6.85
GE-KT3-D45-75-A40	1.5	750	40	910	9.90
GE-KT3-D45-90-A40	1.5	900	40	1060	13.68

No couplers required for fixing to cable trays.
 Please specify radius when ordering.

Birleþtirme için ek parçasına gerek yoktur.
 Sipariþte radyusu belirtiniz.

Нет арматуры, необходимой для фиксации кабеля в лотки.
 Укажите радиус при заказе.

Material options: Stainless steel AISI 304 (L) (A2) / AISI 316 (L) (A4), ST-37-42 Mild Steel, Corten A, Pregalvanized steel, Aluminum
 Finish options : Hot Dip Galvanized to EN 1461, Electro galvanized to TS 149, Electrostatic Paint Coated, Prime coated
 See material & finish option charts for available product specific selections.

Cable Trays

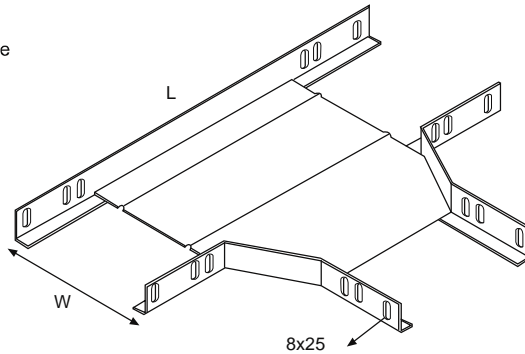
40

GE-KT3-T-A40

Tee

T elemanı

T образное разветвление

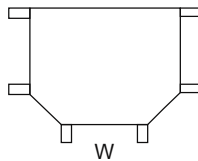


Part No	T	W	A	L	Kg
GE-KT3-T-10-A40	1	100	40	420	0.86
GE-KT3-T-12-A40	1	120	40	440	0.92
GE-KT3-T-15-A40	1	150	40	470	1.10
GE-KT3-T-20-A40	1	200	40	520	1.18
GE-KT3-T-22-A40	1	225	40	545	1.31
GE-KT3-T-25-A40	1.2	250	40	570	1.74
GE-KT3-T-30-A40	1.2	300	40	620	2.35
GE-KT3-T-40-A40	1.2	400	40	720	3.07
GE-KT3-T-45-A40	1.2	450	40	770	3.63
GE-KT3-T-50-A40	1.5	500	40	820	5.29
GE-KT3-T-60-A40	1.5	600	40	920	6.97
GE-KT3-T-75-A40	1.5	750	40	1070	10.00
GE-KT3-T-90-A40	1.5	900	40	1220	13.62

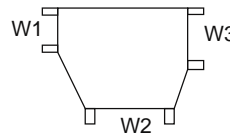
No couplers required for fixing to cable trays.
 Please specify radius when ordering.

Birlektirme için ek parçasına gerek yoktur.
 Siparişte radyusu belirtiniz.

Нет арматуры, необходимой для фиксации кабеля в лотки.
 Укажите радиус при заказе.



Equal Tee
 Ebit T Elemanı
 Равное разветвление



Unequal Tee
 Ebit olmayan T Elemanı
 Неравное разветвление

Please specify the widths of unequal tees by drawing.
 Ebit olmayan T' lerde W ölçülerini siparişte belirtiniz.

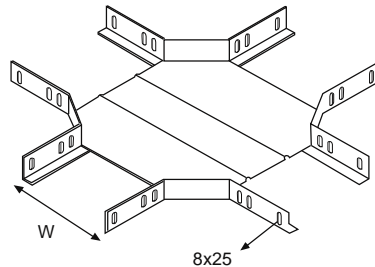
Укажите размеры W неравного T-образного разветвления.

GE-KT3-DB-A40

Crossing

Dörtlü Bağlantı Elemanı

Секция крестообразная

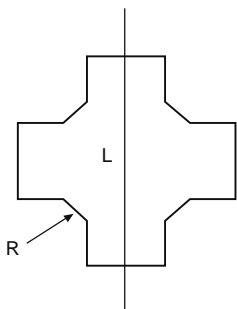


Part No	T	W	A	L	Kg
GE-KT3-DB-10-A40	1	100	40	420	1.05
GE-KT3-DB-12-A40	1	120	40	440	1.11
GE-KT3-DB-15-A40	1	150	40	470	1.22
GE-KT3-DB-20-A40	1	200	40	520	1.33
GE-KT3-DB-22-A40	1	225	40	545	1.45
GE-KT3-DB-25-A40	1.2	250	40	570	1.91
GE-KT3-DB-30-A40	1.2	300	40	620	2.49
GE-KT3-DB-40-A40	1.2	400	40	720	3.20
GE-KT3-DB-45-A40	1.2	450	40	770	3.50
GE-KT3-DB-50-A40	1.5	500	40	820	5.36
GE-KT3-DB-60-A40	1.5	600	40	920	7.06
GE-KT3-DB-75-A40	1.5	750	40	1070	10.06
GE-KT3-DB-90-A40	1.5	900	40	1220	13.66

No couplers required for fixing to cable trays.
 Please specify radius when ordering.

Birlektirme için ek parçasına gerek yoktur.
 Siparişte radyusu belirtiniz.

Нет арматуры, необходимой для фиксации кабеля в лотки.
 Укажите радиус при заказе.

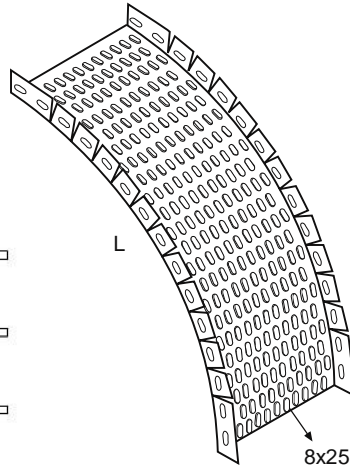
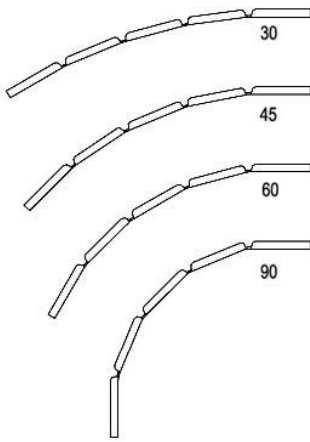
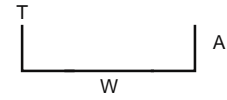


Material options: Stainless steel AISI 304 (L) (A2) / AISI 316 (L) (A4), ST-37-42 Mild Steel, Corten A, Pregalvanized steel, Aluminum
 Finish options : Hot Dip Galvanized to EN 1461, Electrogalvanized to TS 149, Electrostatic Paint Coated, Prime coated
 See material & finish option charts for available product specific selections.

Cable Trays

40

GE-KT3-OBF-A40
 Flexible outside bend
 Modüler dış bükey elemanı
 Внешний угловой элемент



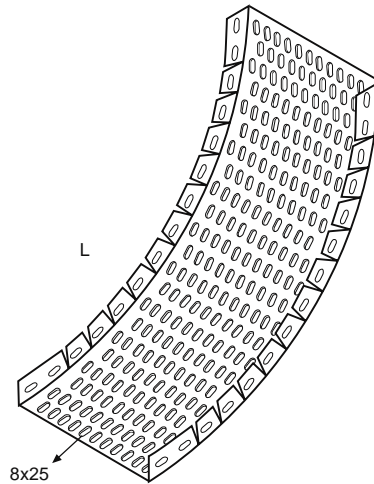
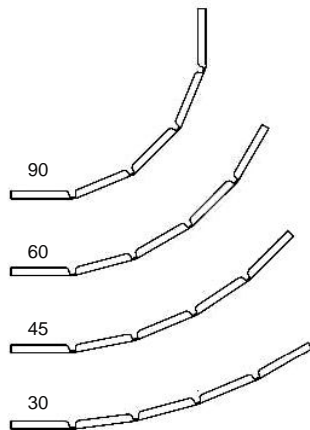
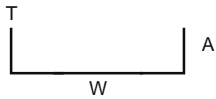
Part No	T	W	A	L	Kg
GE-KT3-OBF-10-A40	1	100	40	500	0.70
GE-KT3-OBF-12-A40	1	120	40	500	0.78
GE-KT3-OBF-15-A40	1	150	40	500	0.90
GE-KT3-OBF-20-A40	1	200	40	500	1.65
GE-KT3-OBF-22-A40	1	225	40	500	1.80
GE-KT3-OBF-25-A40	1.2	250	40	750	2.34
GE-KT3-OBF-30-A40	1.2	300	40	750	2.70
GE-KT3-OBF-40-A40	1.2	400	40	750	3.42
GE-KT3-OBF-45-A40	1.2	450	40	750	3.75
GE-KT3-OBF-50-A40	1.5	500	40	750	5.17
GE-KT3-OBF-60-A40	1.5	600	40	1000	8.10
GE-KT3-OBF-75-A40	1.5	750	40	1000	9.90
GE-KT3-OBF-90-A40	1.5	900	40	1000	11.70

Connection to be made with splice plates.
 Please specify radius when ordering.

Birlektirme için GE-EK kullanılır.
 Siparişte radyusu belirtiniz

Соединение будет с сращивание пластин.
 Укажите радиус при заказе.

GE-KT3-IBF-A40
 Flexible inside bend
 Modüler iç bükey elemanı
 Внутренний угловой элемент



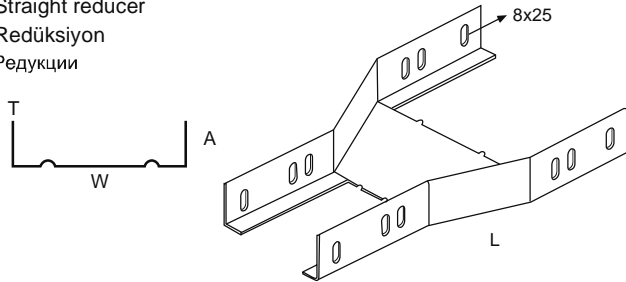
Part No	T	W	A	L	Kg
GE-KT3-IBF-10-A40	1	100	40	500	0.70
GE-KT3-IBF-12-A40	1	120	40	500	0.78
GE-KT3-IBF-15-A40	1	150	40	500	0.90
GE-KT3-IBF-20-A40	1	200	40	500	1.65
GE-KT3-IBF-22-A40	1	225	40	500	1.80
GE-KT3-IBF-25-A40	1.2	250	40	750	2.34
GE-KT3-IBF-30-A40	1.2	300	40	750	2.70
GE-KT3-IBF-40-A40	1.2	400	40	750	3.42
GE-KT3-IBF-45-A40	1.2	450	40	750	3.75
GE-KT3-IBF-50-A40	1.5	500	40	750	5.17
GE-KT3-IBF-60-A40	1.5	600	40	1000	8.10
GE-KT3-IBF-75-A40	1.5	750	40	1000	9.90
GE-KT3-IBF-90-A40	1.5	900	40	1000	11.70

Material options: Stainless steel AISI 304 (L) (A2) / AISI 316 (L) (A4), ST-37-42 Mild Steel, Corten A, Pregalvanized steel, Aluminum
 Finish options : Hot Dip Galvanized to EN 1461, Electrogalvanized to TS 149, Electrostatic Paint Coated, Prime coated
 See material & finish option charts for available product specific selections.

Cable Trays

40

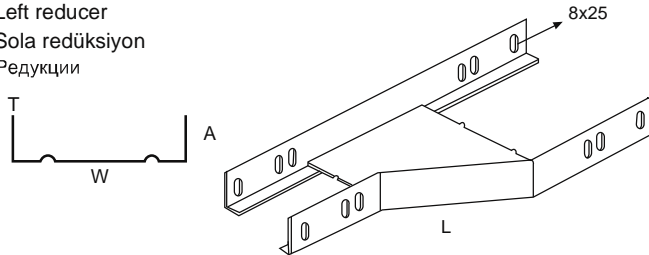
GE-KT3-R-A40
 Straight reducer
 Redüksiyon
 Редукции



Part No	T	W1 - W2	A	L	Kg
GE-KT3-R-10-20-A40	1.5	100 - 200	40	300	0.55
GE-KT3-R-10-30-A40	1.5	100 - 300	40	340	0.80
GE-KT3-R-10-40-A40	1.5	100 - 400	40	400	1.15
GE-KT3-R-10-50-A40	1.5	100 - 500	40	440	1.50
GE-KT3-R-10-60-A40	1.5	100 - 600	40	490	1.90
GE-KT3-R-10-75-A40	1.5	100 - 750	40	560	2.65
GE-KT3-R-10-90-A40	1.5	100 - 900	40	650	3.65

How to order / Kodlama / Как написать при заказе
 GE-KT3 R 100 200 A40 HDG
 (Series + Product + Width1 + Width2 + Height + Finish)

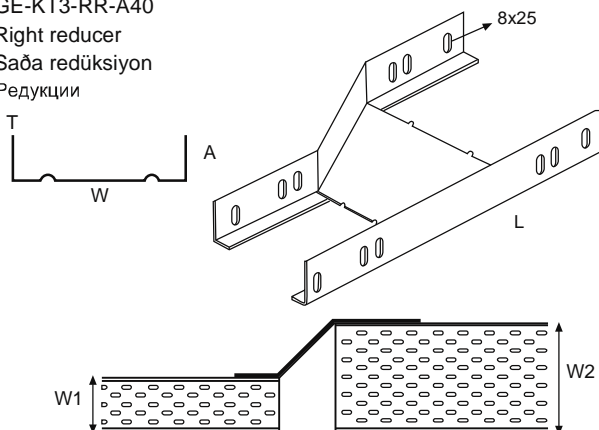
GE-KT3-RL-A40
 Left reducer
 Sola redüksiyon
 Редукции



Part No	T	W1 - W2	A	L	Kg
GE-KT3-RL-10-20-A40	1.5	100 - 200	40	300	0.60
GE-KT3-RL-10-30-A40	1.5	100 - 300	40	340	0.80
GE-KT3-RL-10-40-A40	1.5	100 - 400	40	400	1.20
GE-KT3-RL-10-50-A40	1.5	100 - 500	40	440	1.55
GE-KT3-RL-10-60-A40	1.5	100 - 600	40	490	2.00
GE-KT3-RL-10-75-A40	1.5	100 - 750	40	560	2.75
GE-KT3-RL-10-90-A40	1.5	100 - 900	40	650	3.75

How to order / Kodlama / Как написать при заказе
 GE-KT3 RL 100 200 A40 HDG
 (Series + Product + Width1 + Width2 + Height + Finish)

GE-KT3-RR-A40
 Right reducer
 Sağa redüksiyon
 Редукции



Part No	T	W1 - W2	A	L	Kg
GE-KT3-RR-10-20-A40	1.5	100 - 200	40	300	0.60
GE-KT3-RR-10-30-A40	1.5	100 - 300	40	340	0.80
GE-KT3-RR-10-40-A40	1.5	100 - 400	40	400	1.20
GE-KT3-RR-10-50-A40	1.5	100 - 500	40	440	1.55
GE-KT3-RR-10-60-A40	1.5	100 - 600	40	490	2.00
GE-KT3-RR-10-75-A40	1.5	100 - 750	40	560	2.75
GE-KT3-RR-10-90-A40	1.5	100 - 900	40	650	3.75

How to order / Kodlama / Как написать при заказе
 GE-KT3 RR 100 200 A40 HDG
 (Series + Product + Width1 + Width2 + Height + Finish)

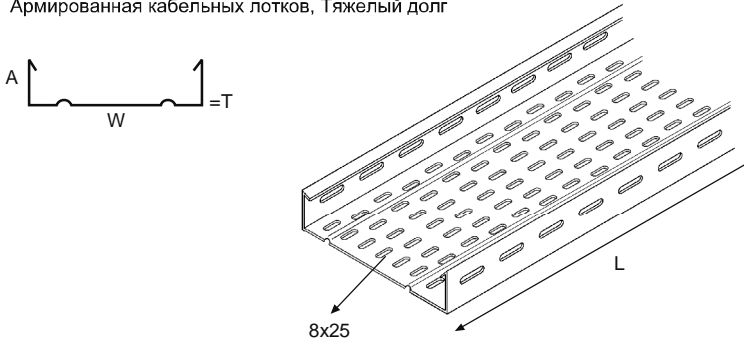
Material options: Stainless steel AISI 304 (L) (A2) / AISI 316 (L) (A4), ST-37-42 Mild Steel, Corten A, Pregalvanized steel, Aluminum
 Finish options : Hot Dip Galvanized to EN 1461, Electrogalvanized to TS 149, Electrostatic Paint Coated, Prime coated
 See material & finish option charts for available product specific selections.

Cable Trays

75

GE-KT4-A60

Reinforced type cable trays, heavy duty
 Güçlendirilmiş tip kablo kanalları ağır hizmet tipi
 Армированная кабельных лотков, Тяжелый долг



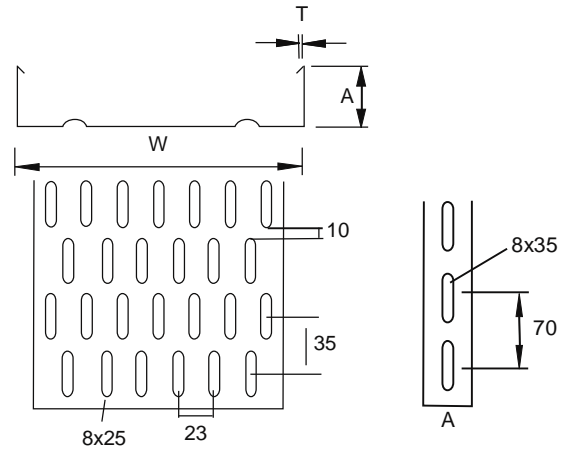
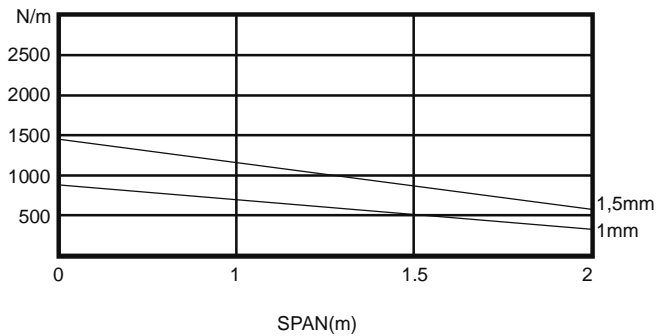
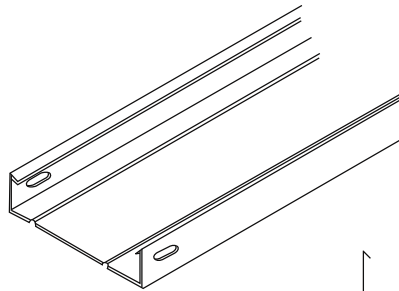
Part No1	T	W	A	L	Kg
GE-KT4-10-A60	1	100	60	3000	1.83
GE-KT4-12-A60	1	120	60	3000	2.00
GE-KT4-15-A60	1	150	60	3000	2.26
GE-KT4-20-A60	1	200	60	3000	2.66
GE-KT4-22-A60	1	225	60	3000	2.86
GE-KT4-25-A60	1.2	250	60	3000	3.67
GE-KT4-30-A60	1.2	300	60	3000	4.15
GE-KT4-40-A60	1.2	400	60	3000	5.12
GE-KT4-45-A60	1.2	450	60	3000	5.59
GE-KT4-50-A60	1.5	500	60	3000	7.50
GE-KT4-60-A60	1.5	600	60	3000	9.37
GE-KT4-60-A60	1.5	750	60	3000	10.57
GE-KT4-90-A60	1.5	900	60	3000	12.37

Custom production available upon request.
 ŸsteĖe gre diĖer llerde retim yaplır.

Возможно изготовление продукции на заказ.

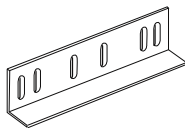
SS4 SS6 HDG PG EG ESB APB AL

Армированная, не перфорированных
 кабельных лотков, Тяжелый долг



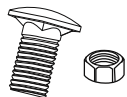
GE-EK-60

Splice plate
 Ek parası
 Связующий элемент



GE-KC-2

Fixing set
 Kanal civata takm
 Комплект винтового соединения



GE-LCN

PVC strip
 PVC conta
 Резиновые прокладки




GE-LCND

PVC strip double
 PVC conta, iftli
 Резиновые прокладки



GE-BFEC-4

Flat flexible bar, CuSn
 Yassyesnek bara, Cu

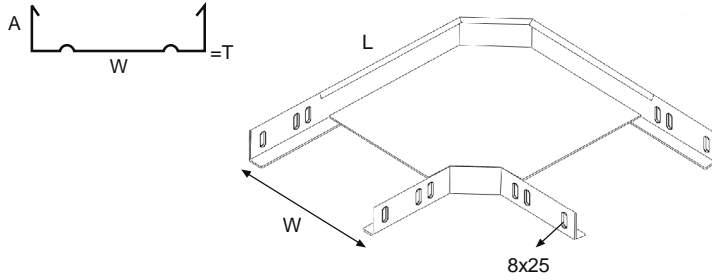


Material options: Stainless steel AISI 304 (L) (A2) / AISI 316 (L) (A4), ST-37-42 Mild Steel, Corten A, Pregalvanized steel, Aluminum
Finish options : Hot Dip Galvanized to EN 1461, Electrogalvanized to TS 149, Electrostatic Paint Coated, Prime coated
See material & finish option charts for available product specific selections.

Cable Trays

60

GE-KT4-D90-A60
90° flat bend
90° dönüş elemanı
Секция угловая горизонтальная 90°



Part No	T	W	A	L	Kg
GE-KT4-D90-10-A60	1	100	60	260	0.74
GE-KT4-D90-12-A60	1	120	60	280	0.83
GE-KT4-D90-15-A60	1	150	60	310	0.95
GE-KT4-D90-20-A60	1	200	60	360	1.21
GE-KT4-D90-22-A60	1	225	60	385	1.36
GE-KT4-D90-25-A60	1.2	250	60	410	1.82
GE-KT4-D90-30-A60	1.2	300	60	470	2.23
GE-KT4-D90-40-A60	1.2	400	60	570	3.23
GE-KT4-D90-45-A60	1.2	450	60	610	3.81
GE-KT4-D90-50-A60	1.5	500	60	660	5.54
GE-KT4-D90-60-A60	1.5	600	60	760	7.29
GE-KT4-D90-75-A60	1.5	750	60	910	10.46
GE-KT4-D90-90-A60	1.5	900	60	1060	14.25

No couplers required for fixing to cable trays.
Please specify radius when ordering.

Birlektirme için ek parçasına gerek yoktur.
Siparişte radyusu belirtiniz.

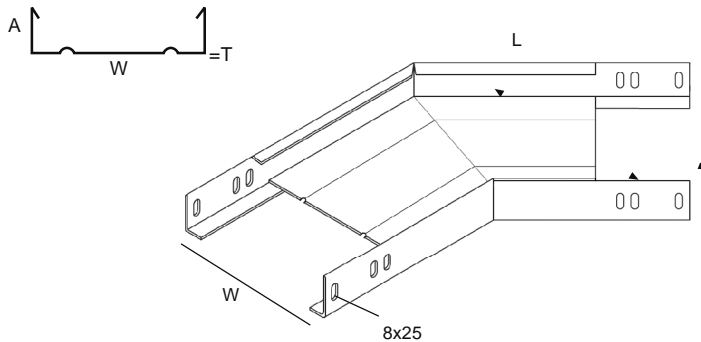
Нет арматуры, необходимой для фиксации кабеля в лотки.
Укажите радиус при заказе.

Flat bends in 90°, 60°, 45°, 30° are available on request.
90° flat bend is supplied as standard unless the angle is specified when ordering.

90°, 60°, 45°, 30° dönüşler mevcuttur.
Başka ölçü belirtilmedikçe standart 90° teslim edilir.

Угловые элементы могут быть изготовлены 90, 60, 45, 30. Стандартный размер 90, кроме случаев оговорённых при заказе.

GE-KT4-D45-A60
45° flat bend
45° dönüş elemanı
Секция угловая горизонтальная 45°



Part No	T	W	A	L	Kg
GE-KT4-D45-10-A60	1	100	60	260	0.74
GE-KT4-D45-12-A60	1	120	60	280	0.83
GE-KT4-D45-15-A60	1	150	60	310	0.95
GE-KT4-D45-20-A60	1	200	60	360	1.21
GE-KT4-D45-22-A60	1	225	60	385	1.36
GE-KT4-D45-25-A60	1.2	250	60	410	1.82
GE-KT4-D45-30-A60	1.2	300	60	470	2.23
GE-KT4-D45-40-A60	1.2	400	60	570	3.23
GE-KT4-D45-45-A60	1.2	450	60	610	3.81
GE-KT4-D45-50-A60	1.5	500	60	660	5.54
GE-KT4-D45-60-A60	1.5	600	60	760	7.29
GE-KT4-D45-75-A60	1.5	750	60	910	10.46
GE-KT4-D45-90-A60	1.5	900	60	1060	14.25

No couplers required for fixing to cable trays.
Please specify radius when ordering.

Birlektirme için ek parçasına gerek yoktur.
Siparişte radyusu belirtiniz.

Нет арматуры, необходимой для фиксации кабеля в лотки.
Укажите радиус при заказе.

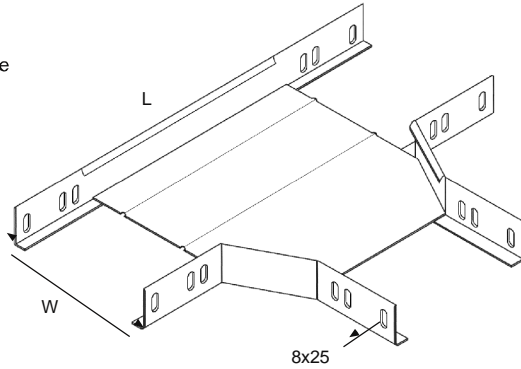
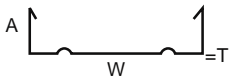
Material options: Stainless steel AISI 304 (L) (A2) / AISI 316 (L) (A4), ST-37-42 Mild Steel, Corten A, Pregalvanized steel, Aluminum
Finish options : Hot Dip Galvanized to EN 1461, Electrogalvanized to TS 149, Electrostatic Paint Coated, Prime coated
See material & finish option charts for available product specific selections.

Cable Trays

60

GE-KT4-T-A60

Tee
T elemanı
T образное разветвление

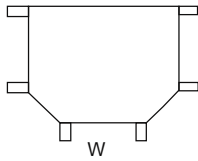


No couplers required for fixing to cable trays.
Please specify radius when ordering.

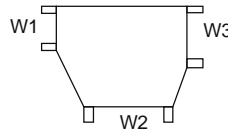
Birleştirme için ek parçasına gerek yoktur.
Siparişte radyusu belirtiniz.

Нет арматуры, необходимой для фиксации кабеля в лотки.
Укажите радиус при заказе.

Part No	T	W	A	L	Kg
GE-KT4-T-10-A60	1	100	60	420	0.96
GE-KT4-T-12-A60	1	120	60	440	1.00
GE-KT4-T-15-A60	1	150	60	470	1.16
GE-KT4-T-20-A60	1	200	60	520	1.38
GE-KT4-T-22-A60	1	225	60	545	1.54
GE-KT4-T-25-A60	1.2	250	60	570	2.00
GE-KT4-T-30-A60	1.2	300	60	620	2.39
GE-KT4-T-40-A60	1.2	400	60	720	3.34
GE-KT4-T-45-A60	1.2	450	60	770	3.91
GE-KT4-T-50-A60	1.5	500	60	820	5.64
GE-KT4-T-60-A60	1.5	600	60	920	7.88
GE-KT4-T-75-A60	1.5	750	60	1070	11.00
GE-KT4-T-90-A60	1.5	900	60	1220	14.70



Equal Tee
Ebit T Elemanı
Равное разветвление



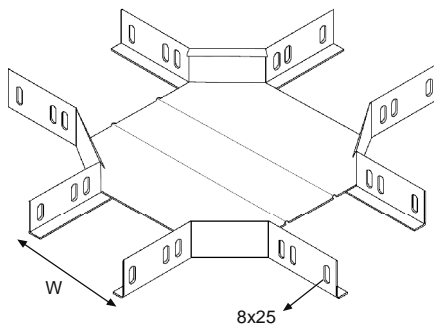
Unequal Tee
Ebit olmayan T Elemanı
Неравное разветвление

Please specify the widths of unequal tees by drawing.
Ebit olmayan T' lerde W ölçülerini siparişte belirtiniz.

Укажите размеры W неравного T-образного разветвления.

GE-KT4-DB-A60

Crossing
Dörtlü Bađlantı Elemanı
Секция крестообразная

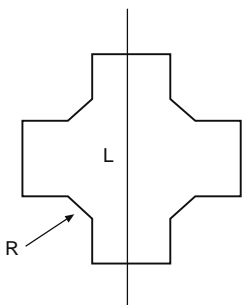


No couplers required for fixing to cable trays.
Please specify radius when ordering.

Birleştirme için ek parçasına gerek yoktur.
Siparişte radyusu belirtiniz.

Нет арматуры, необходимой для фиксации кабеля в лотки.
Укажите радиус при заказе.

Part No	T	W	A	L	Kg
GE-KT4-DB-10-A60	1	100	60	420	1.24
GE-KT4-DB-12-A60	1	120	60	440	1.30
GE-KT4-DB-15-A60	1	150	60	470	1.41
GE-KT4-DB-20-A60	1	200	60	520	1.65
GE-KT4-DB-22-A60	1	225	60	545	1.77
GE-KT4-DB-25-A60	1.2	250	60	570	2.30
GE-KT4-DB-30-A60	1.2	300	60	620	2.66
GE-KT4-DB-40-A60	1.2	400	60	720	3.58
GE-KT4-DB-45-A60	1.2	450	60	770	3.86
GE-KT4-DB-50-A60	1.5	500	60	820	5.85
GE-KT4-DB-60-A60	1.5	600	60	920	7.54
GE-KT4-DB-75-A60	1.5	750	60	1070	10.54
GE-KT4-DB-90-A60	1.5	900	60	1220	14.10

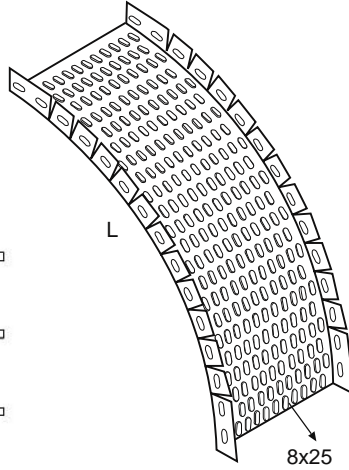
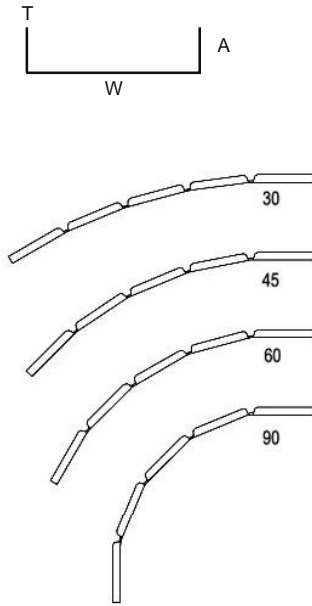


Material options: Stainless steel AISI 304 (L) (A2) / AISI 316 (L) (A4), ST-37-42 Mild Steel, Corten A, Pregalvanized steel, Aluminum
 Finish options : Hot Dip Galvanized to EN 1461, Electrogalvanized to TS 149, Electrostatic Paint Coated, Prime coated
 See material & finish option charts for available product specific selections.

Cable Trays

60

GE-KT4-OBF-A60
 Flexible outside bend
 Modüler dış bükey elemanı
 Внешний угловой элемент



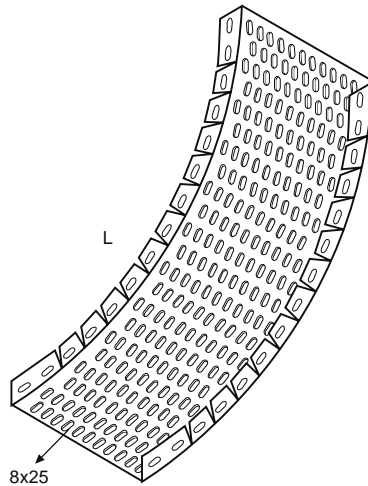
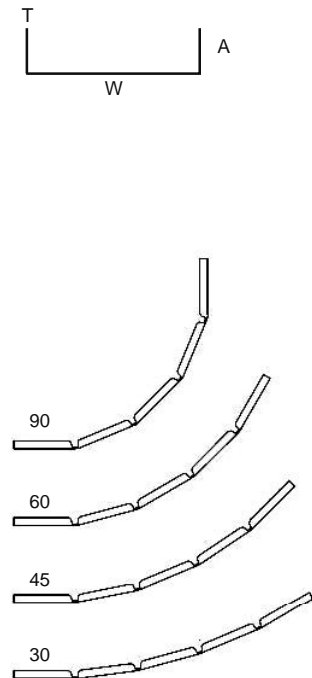
Part No	T	W	A	L	Kg
GE-KT4-OBF-10-A60	1	100	60	500	0.92
GE-KT4-OBF-12-A60	1	120	60	500	1.00
GE-KT4-OBF-15-A60	1	150	60	500	1.13
GE-KT4-OBF-20-A60	1	200	60	500	2.00
GE-KT4-OBF-22-A60	1	225	60	500	2.13
GE-KT4-OBF-25-A60	1.2	250	60	750	2.76
GE-KT4-OBF-30-A60	1.2	300	60	750	3.12
GE-KT4-OBF-40-A60	1.2	400	60	750	3.84
GE-KT4-OBF-45-A60	1.2	450	60	750	4.20
GE-KT4-OBF-50-A60	1.5	500	60	750	5.63
GE-KT4-OBF-60-A60	1.5	600	60	1000	9.38
GE-KT4-OBF-75-A60	1.5	750	60	1000	10.58
GE-KT4-OBF-90-A60	1.5	900	60	1000	12.38

Connection to be made with splice plates.
 Please specify radius when ordering.

Birleştirme için GE-EK kullanılır.
 Siparişte radyusu belirtiniz

Соединение будет с сращивание пластин.
 Укажите радиус при заказе.

GE-KT4-IBF-A60
 Flexible inside bend
 Modüler iç bükey elemanı
 Внутренний угловой элемент



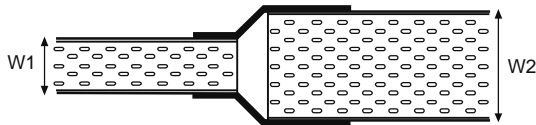
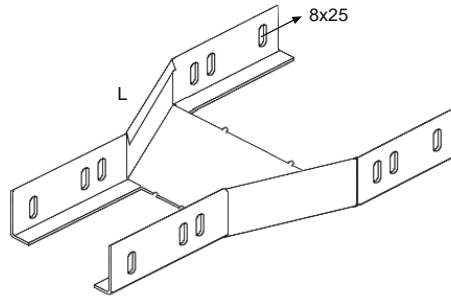
Part No	T	W	A	L	Kg
GE-KT4-IBF-10-A60	1	100	60	500	0.92
GE-KT4-IBF-12-A60	1	120	60	500	1.00
GE-KT4-IBF-15-A60	1	150	60	500	1.13
GE-KT4-IBF-20-A60	1	200	60	500	2.00
GE-KT4-IBF-22-A60	1	225	60	500	2.13
GE-KT4-IBF-25-A60	1.2	250	60	750	2.76
GE-KT4-IBF-30-A60	1.2	300	60	750	3.12
GE-KT4-IBF-40-A60	1.2	400	60	750	3.84
GE-KT4-IBF-45-A60	1.2	450	60	750	4.20
GE-KT4-IBF-50-A60	1.5	500	60	750	5.63
GE-KT4-IBF-60-A60	1.5	600	60	1000	9.38
GE-KT4-IBF-75-A60	1.5	750	60	1000	10.58
GE-KT4-IBF-90-A60	1.5	900	60	1000	12.38

Material options: Stainless steel AISI 304 (L) (A2) / AISI 316 (L) (A4), ST-37-42 Mild Steel, Corten A, Pregalvanized steel, Aluminum
 Finish options : Hot Dip Galvanized to EN 1461, Electrogalvanized to TS 149, Electrostatic Paint Coated, Prime coated
 See material & finish option charts for available product specific selections.

Cable Trays

60

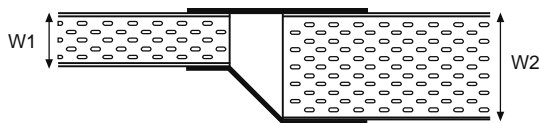
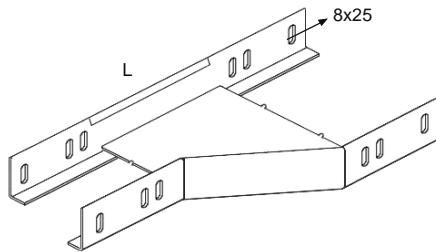
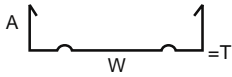
GE-KT4-R-A60
 Straight reducer
 Redüksiyon
 Редукции



Part No	T	W1 - W2	A	L	Kg
GE-KT4-R-10-20-A60	1.5	100 - 200	60	300	0.80
GE-KT4-R-10-30-A60	1.5	100 - 300	60	340	1.05
GE-KT4-R-10-40-A60	1.5	100 - 400	60	400	1.45
GE-KT4-R-10-50-A60	1.5	100 - 500	60	440	1.85
GE-KT4-R-10-60-A60	1.5	100 - 600	60	490	2.35
GE-KT4-R-10-75-A60	1.5	100 - 750	60	560	3.15
GE-KT4-R-10-90-A60	1.5	100 - 900	60	650	4.20

How to order / Kodlama / Как написать при заказе
 GE-KT4 R 100 200 A60 HDG
 (Series + Product + Width1 + Width2 + Height + Finish)

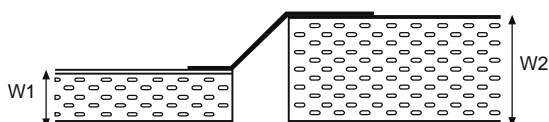
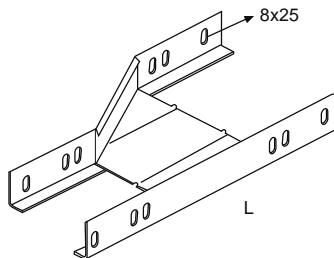
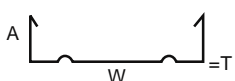
GE-KT4-RL-A60
 Left reducer
 Sola redüksiyon
 Редукции



Part No	T	W1 - W2	A	L	Kg
GE-KT4-RL-10-20-A60	1.5	100 - 200	60	300	0.80
GE-KT4-RL-10-30-A60	1.5	100 - 300	60	340	1.10
GE-KT4-RL-10-40-A60	1.5	100 - 400	60	400	1.55
GE-KT4-RL-10-50-A60	1.5	100 - 500	60	440	1.95
GE-KT4-RL-10-60-A60	1.5	100 - 600	60	490	2.45
GE-KT4-RL-10-75-A60	1.5	100 - 750	60	560	3.25
GE-KT4-RL-10-90-A60	1.5	100 - 900	60	650	4.40

How to order / Kodlama / Как написать при заказе
 GE-KT4 RL 100 200 A60 HDG
 (Series + Product + Width1 + Width2 + Height + Finish)

GE-KT4-RR-A60
 Right reducer
 Sağda redüksiyon
 Редукции



Part No	T	W1 - W2	A	L	Kg
GE-KT4-RR-10-20-A60	1.5	100 - 200	60	300	0.80
GE-KT4-RR-10-30-A60	1.5	100 - 300	60	340	1.10
GE-KT4-RR-10-40-A60	1.5	100 - 400	60	400	1.55
GE-KT4-RR-10-50-A60	1.5	100 - 500	60	440	1.95
GE-KT4-RR-10-60-A60	1.5	100 - 600	60	490	2.45
GE-KT4-RR-10-75-A60	1.5	100 - 750	60	560	3.25
GE-KT4-RR-10-90-A60	1.5	100 - 900	60	650	4.40

How to order / Kodlama / Как написать при заказе
 GE-KT4 RR 100 200 A60 HDG
 (Series + Product + Width1 + Width2 + Height + Finish)

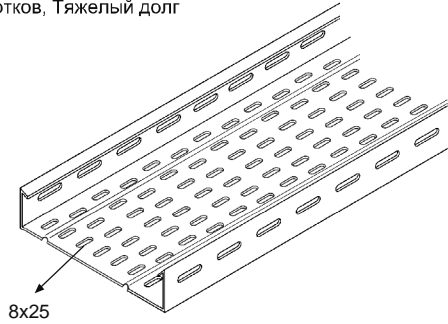
Material options: Stainless steel AISI 304 (L) (A2) / AISI 316 (L) (A4), ST-37-42 Mild Steel, Corten A, Pregalvanized steel, Aluminum
Finish options : Hot Dip Galvanized to EN 1461, Electrogalvanized to TS 149, Electrostatic Paint Coated, Prime coated
See material & finish option charts for available product specific selections.

Cable Trays

75

GE-KT4-A75

Reinforced type cable trays, heavy duty
Güçlendirilmip tip kablo kanalları ađır hizmet tipi
Армированная кабельных лотков, Тяжелый долг



Part No1	T	W	A	L	Kg
GE-KT4-10-A75	1	100	75	3000	2.15
GE-KT4-12-A75	1	120	75	3000	2.33
GE-KT4-15-A75	1	150	75	3000	2.56
GE-KT4-20-A75	1	200	75	3000	2.96
GE-KT4-22-A75	1	225	75	3000	3.16
GE-KT4-25-A75	1.2	250	75	3000	4.03
GE-KT4-30-A75	1.2	300	75	3000	4.51
GE-KT4-40-A75	1.2	400	75	3000	5.47
GE-KT4-45-A75	1.2	450	75	3000	5.95
GE-KT4-50-A75	1.5	500	75	3000	8.04
GE-KT4-60-A75	1.5	600	75	3000	9.24
GE-KT4-75-A75	1.5	750	75	3000	11.04
GE-KT4-90-A75	1.5	900	75	3000	12.84

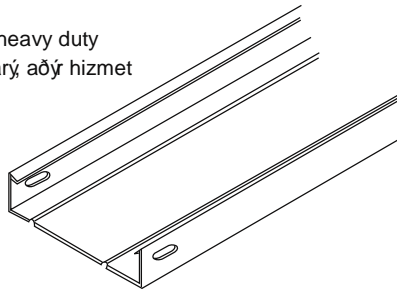
Custom production available upon request.
İsteđe göre diđer ölçülerde üretim yapıyır.

Возможно изготовление продукции на заказ.

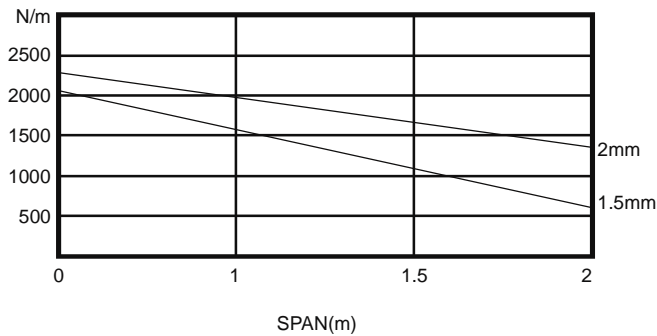
GE-KTN4-A75

Reinforced non perforated cable trays, heavy duty
Güçlendirilmip tip deliksiz kablo kanalları ađır hizmet

Армированная, не перфорированных
кабельных лотков, Тяжелый долг

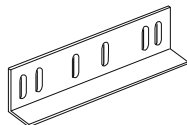


SS4 SS6 HDG PG EG ESB APB AL



GE-EK-75

Splice plate
Ek parçası
Связующий элемент



GE-KC-2

Fixing set
Kanal civata takımı
Комплект винтового соединения



GE-LCN

PVC strip
PVC conta
Резиновые прокладки




GE-LCND

PVC strip double
PVC conta, çiftli
Резиновые прокладки



GE-BFEC-4

Flat flexible bar, CuSn
Yassıyesnek bara, Cu



Material options: Stainless steel AISI 304 (L) (A2) / AISI 316 (L) (A4), ST-37-42 Mild Steel, Corten A, Pregalvanized steel, Aluminum
Finish options : Hot Dip Galvanized to EN 1461, Electrogalvanized to TS 149, Electrostatic Paint Coated, Prime coated
See material & finish option charts for available product specific selections.

Cable Trays

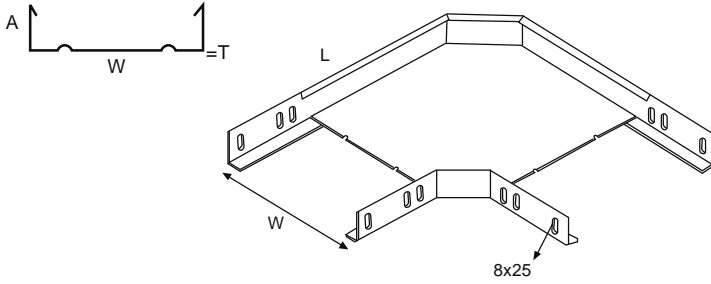
75

GE-KT4-D90-A75

90° flat bend

90° dönüþ elemanı

Секция угловая горизонтальная 90°



Part No	T	W	A	L	Kg
GE-KT4-D90-10-A75	1	100	75	260	0.88
GE-KT4-D90-12-A75	1	120	75	280	0.96
GE-KT4-D90-15-A75	1	150	75	310	1.11
GE-KT4-D90-20-A75	1	200	75	360	1.38
GE-KT4-D90-22-A75	1	225	75	385	1.55
GE-KT4-D90-25-A75	1.2	250	75	410	2.04
GE-KT4-D90-30-A75	1.2	300	75	470	2.49
GE-KT4-D90-40-A75	1.2	400	75	570	3.52
GE-KT4-D90-45-A75	1.2	450	75	610	4.18
GE-KT4-D90-50-A75	1.5	500	75	660	5.97
GE-KT4-D90-60-A75	1.5	600	75	760	7.77
GE-KT4-D90-75-A75	1.5	750	75	910	11.03
GE-KT4-D90-90-A75	1.5	900	75	1060	14.87

No couplers required for fixing to cable trays.
Please specify radius when ordering.

Birleþirme için ek parçasına gerek yoktur.
Sipariþte radyusu belirtiniz.

Нет арматуры, необходимой для фиксации кабеля в лотки.
Укажите радиус при заказе.

Flat bends in 90°, 60°, 45°, 30° are available on request.
90° flat bend is supplied as standard unless the angle is specified when ordering.

90°, 60°, 45°, 30° dönüþler mevcuttur.
Baþka ölçü belirtilmedikçe standart 90° teslim edilir.

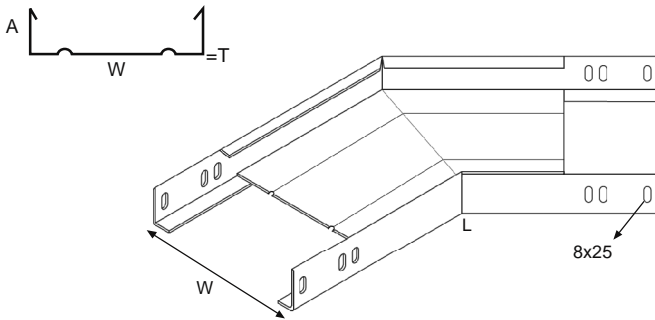
Угловые элементы могут быть изготовлены 90, 60, 45, 30. Стандартный размер 90, кроме случаев оговорённых при заказе.

GE-KT4-D45-A75

45° flat bend

45° dönüþ elemanı

Секция угловая горизонтальная 45°



Part No	T	W	A	L	Kg
GE-KT4-D45-10-A75	1	100	75	260	0.88
GE-KT4-D45-12-A75	1	120	75	280	0.96
GE-KT4-D45-15-A75	1	150	75	310	1.11
GE-KT4-D45-20-A75	1	200	75	360	1.38
GE-KT4-D45-22-A75	1	225	75	385	1.55
GE-KT4-D45-25-A75	1.2	250	75	410	2.04
GE-KT4-D45-30-A75	1.2	300	75	470	2.49
GE-KT4-D45-40-A75	1.2	400	75	570	3.52
GE-KT4-D45-45-A75	1.2	450	75	610	4.18
GE-KT4-D45-50-A75	1.5	500	75	660	5.97
GE-KT4-D45-60-A75	1.5	600	75	760	7.77
GE-KT4-D45-75-A75	1.5	750	75	910	11.03
GE-KT4-D45-90-A75	1.5	900	75	1060	14.87

No couplers required for fixing to cable trays.
Please specify radius when ordering.

Birleþtirme için ek parçasına gerek yoktur.
Sipariþte radyusu belirtiniz.

Нет арматуры, необходимой для фиксации кабеля в лотки.
Укажите радиус при заказе.

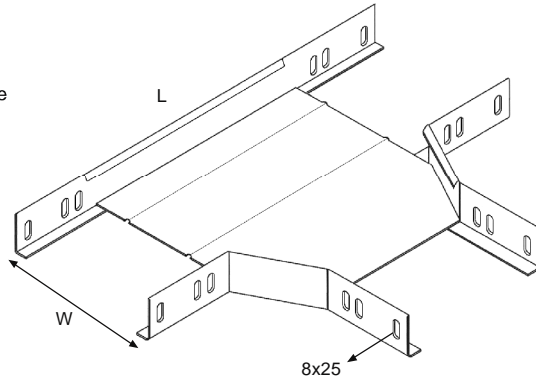
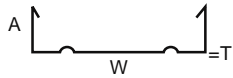
Material options: Stainless steel AISI 304 (L) (A2) / AISI 316 (L) (A4), ST-37-42 Mild Steel, Corten A, Pregalvanized steel, Aluminum
 Finish options : Hot Dip Galvanized to EN 1461, Electro galvanized to TS 149, Electrostatic Paint Coated, Prime coated
 See material & finish option charts for available product specific selections.

Cable Trays

75

GE-KT4-T-A75

Tee
 T elemanı
 T образное разветвление

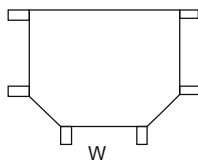


Part No	T	W	A	L	Kg
GE-KT4-T-10-A75	1	100	75	420	1.13
GE-KT4-T-12-A75	1	120	75	440	1.21
GE-KT4-T-15-A75	1	150	75	470	1.33
GE-KT4-T-20-A75	1	200	75	520	1.58
GE-KT4-T-22-A75	1	225	75	545	1.74
GE-KT4-T-25-A75	1.2	250	75	570	2.25
GE-KT4-T-30-A75	1.2	300	75	620	2.66
GE-KT4-T-40-A75	1.2	400	75	720	3.60
GE-KT4-T-45-A75	1.2	450	75	770	4.18
GE-KT4-T-50-A75	1.5	500	75	820	6.00
GE-KT4-T-60-A75	1.5	600	75	920	7.75
GE-KT4-T-75-A75	1.5	750	75	1070	10.86
GE-KT4-T-90-A75	1.5	900	75	1220	14.56

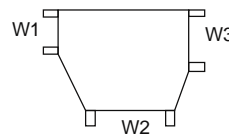
No couplers required for fixing to cable trays.
 Please specify radius when ordering.

Birleştirme için ek parçasına gerek yoktur.
 Siparişte radyusu belirtiniz.

Нет арматуры, необходимой для фиксации кабеля в лотки.
 Укажите радиус при заказе.



Equal Tee
 Ebit T Elemanı
 Равное разветвление

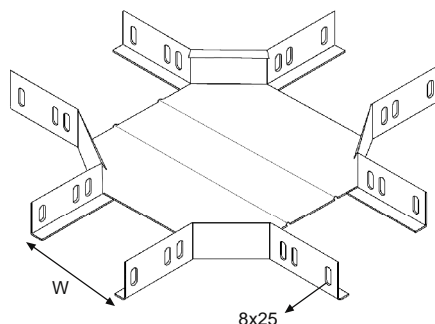
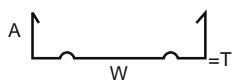


Unequal Tee
 Ebit olmayan T Elemanı
 Неравное разветвление

Please specify the widths of unequal tees by drawing.
 Ebit olmayan T'lerde W ölçülerini siparişte belirtiniz.
 Укажите размеры W неравного T-образного разветвления.

GE-KT4-DB-A75

Crossing
 Dörtlül Bađlantı Elemanı
 Секция крестообразная

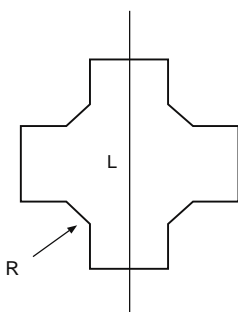


Part No	T	W	A	L	Kg
GE-KT4-DB-10-A75	1	100	75	420	1.35
GE-KT4-DB-12-A75	1	120	75	440	1.42
GE-KT4-DB-15-A75	1	150	75	470	1.52
GE-KT4-DB-20-A75	1	200	75	520	1.76
GE-KT4-DB-22-A75	1	225	75	545	1.88
GE-KT4-DB-25-A75	1.2	250	75	570	2.43
GE-KT4-DB-30-A75	1.2	300	75	620	2.79
GE-KT4-DB-40-A75	1.2	400	75	720	3.73
GE-KT4-DB-45-A75	1.2	450	75	770	3.94
GE-KT4-DB-50-A75	1.5	500	75	820	6.00
GE-KT4-DB-60-A75	1.5	600	75	920	7.70
GE-KT4-DB-75-A75	1.5	750	75	1070	10.70
GE-KT4-DB-90-A75	1.5	900	75	1220	14.25

No couplers required for fixing to cable trays.
 Please specify radius when ordering.

Birleştirme için ek parçasına gerek yoktur.
 Siparişte radyusu belirtiniz.

Нет арматуры, необходимой для фиксации кабеля в лотки.
 Укажите радиус при заказе.



Material options: Stainless steel AISI 304 (L) (A2) / AISI 316 (L) (A4), ST-37-42 Mild Steel, Corten A, Pregalvanized steel, Aluminum
 Finish options : Hot Dip Galvanized to EN 1461, Electrogalvanized to TS 149, Electrostatic Paint Coated, Prime coated
 See material & finish option charts for available product specific selections.

Cable Trays

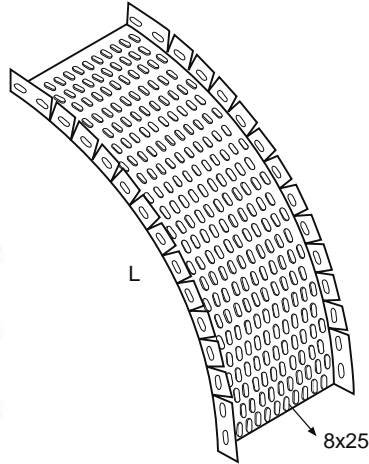
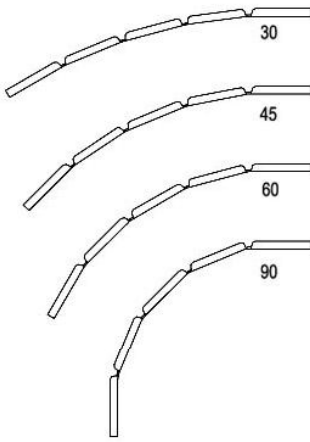
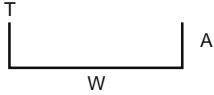
75

GE-KT4-OBF-A75

Flexible outside bend

Modüler dış bükey elemanı

Внешний угловой элемент



Part No	T	W	A	L	Kg
GE-KT4-OBF-10-A75	1	100	75	500	1.08
GE-KT4-OBF-12-A75	1	120	75	500	1.16
GE-KT4-OBF-15-A75	1	150	75	500	1.28
GE-KT4-OBF-20-A75	1	200	75	500	2.22
GE-KT4-OBF-22-A75	1	225	75	500	2.37
GE-KT4-OBF-25-A75	1.2	250	75	750	3.02
GE-KT4-OBF-30-A75	1.2	300	75	750	3.38
GE-KT4-OBF-40-A75	1.5	400	75	750	4.10
GE-KT4-OBF-45-A75	1.5	450	75	750	4.46
GE-KT4-OBF-50-A75	1.5	500	75	750	6.03
GE-KT4-OBF-60-A75	1.5	600	75	1000	9.24
GE-KT4-OBF-75-A75	1.5	750	75	1000	11.04
GE-KT4-OBF-90-A75	1.5	900	75	1000	12.84

Connection to be made with splice plates.
 Please specify radius when ordering.

Birlektirme için GE-EK kullanılır.
 Siparişte radyusu belirtiniz

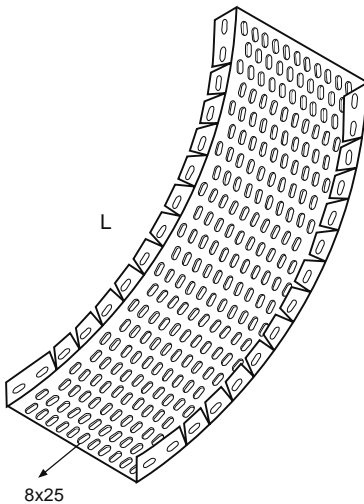
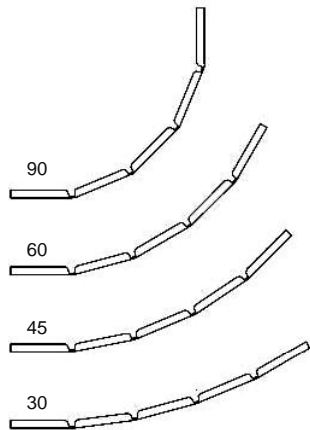
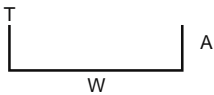
Соединение будет с сращивание пластин.
 Укажите радиус при заказе.

GE-KT4-IBF-A75

Flexible inside bend

Modüler iç bükey elemanı

Внутренний угловой элемент



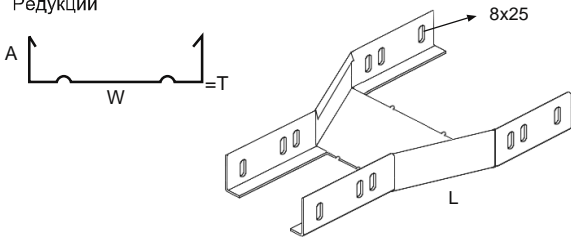
Part No	T	W	A	L	Kg
GE-KT4-IBF-10-A75	1	100	75	500	1.08
GE-KT4-IBF-12-A75	1	120	75	500	1.16
GE-KT4-IBF-15-A75	1	150	75	500	1.28
GE-KT4-IBF-20-A75	1	200	75	500	2.22
GE-KT4-IBF-22-A75	1	225	75	500	2.37
GE-KT4-IBF-25-A75	1.2	250	75	750	3.02
GE-KT4-IBF-30-A75	1.2	300	75	750	3.38
GE-KT4-IBF-40-A75	1.5	400	75	750	4.10
GE-KT4-IBF-45-A75	1.5	450	75	750	4.46
GE-KT4-IBF-50-A75	1.5	500	75	750	6.03
GE-KT4-IBF-60-A75	1.5	600	75	1000	9.24
GE-KT4-IBF-75-A75	1.5	750	75	1000	11.04
GE-KT4-IBF-90-A75	1.5	900	75	1000	12.84

Material options: Stainless steel AISI 304 (L) (A2) / AISI 316 (L) (A4), ST-37-42 Mild Steel, Corten A, Pregalvanized steel, Aluminum
 Finish options : Hot Dip Galvanized to EN 1461, Electro galvanized to TS 149, Electrostatic Paint Coated, Prime coated
 See material & finish option charts for available product specific selections.

Cable Trays

75

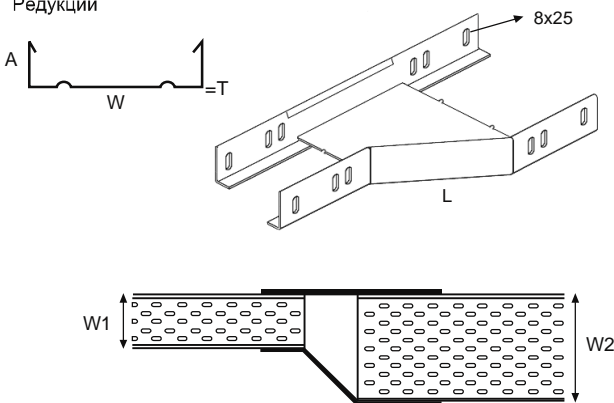
GE-KT4-R-A75
 Straight reducer
 Redüksiyon
 Редукции



Part No	T	W1 - W2	A	L	Kg
GE-KT4-R-10-20-A75	1.5	100 - 200	75	300	0.90
GE-KT4-R-10-30-A75	1.5	100 - 300	75	340	1.20
GE-KT4-R-10-40-A75	1.5	100 - 400	75	400	1.65
GE-KT4-R-10-50-A75	1.5	100 - 500	75	440	2.05
GE-KT4-R-10-60-A75	1.5	100 - 600	75	490	2.55
GE-KT4-R-10-75-A75	1.5	100 - 750	75	560	3.40
GE-KT4-R-10-90-A75	1.5	100 - 900	75	650	4.50

How to order / Kodlama / Как написать при заказе
 GE-KT4 R 100 200 A75 HDG
 (Series + Product + Width1 + Width2 + Height + Finish)

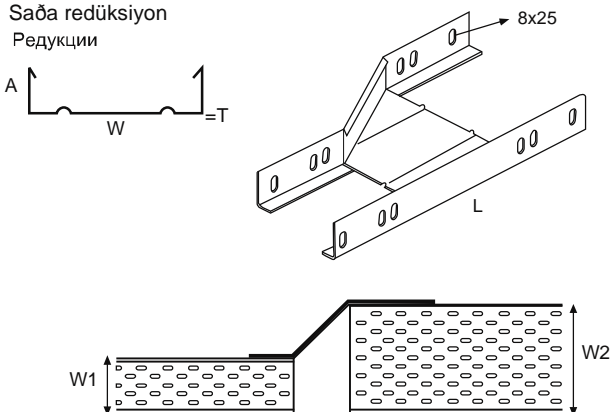
GE-KT4-RL-A75
 Left reducer
 Sola redüksiyon
 Редукции



Part No	T	W1 - W2	A	L	Kg
GE-KT4-RL-10-20-A75	1.5	100 - 200	75	300	0.90
GE-KT4-RL-10-30-A75	1.5	100 - 300	75	340	1.25
GE-KT4-RL-10-40-A75	1.5	100 - 400	75	400	1.70
GE-KT4-RL-10-50-A75	1.5	100 - 500	75	440	2.15
GE-KT4-RL-10-60-A75	1.5	100 - 600	75	490	2.65
GE-KT4-RL-10-75-A75	1.5	100 - 750	75	560	3.55
GE-KT4-RL-10-90-A75	1.5	100 - 900	75	650	4.70

How to order / Kodlama / Как написать при заказе
 GE-KT4 RL 100 200 A75 HDG
 (Series + Product + Width1 + Width2 + Height + Finish)

GE-KT4-RR-A75
 Right reducer
 Sağa redüksiyon
 Редукции



Part No	T	W1 - W2	A	L	Kg
GE-KT4-RR-10-20-A75	1.5	100 - 200	75	300	0.90
GE-KT4-RR-10-30-A75	1.5	100 - 300	75	340	1.25
GE-KT4-RR-10-40-A75	1.5	100 - 400	75	400	1.70
GE-KT4-RR-10-50-A75	1.5	100 - 500	75	440	2.15
GE-KT4-RR-10-60-A75	1.5	100 - 600	75	490	2.65
GE-KT4-RR-10-75-A75	1.5	100 - 750	75	560	3.55
GE-KT4-RR-10-90-A75	1.5	100 - 900	75	650	4.70

How to order / Kodlama / Как написать при заказе
 GE-KT4 RR 100 200 A75 HDG
 (Series + Product + Width1 + Width2 + Height + Finish)

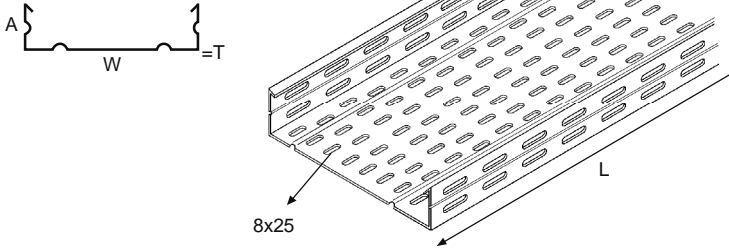
Material options: Stainless steel AISI 304 (L) (A2) / AISI 316 (L) (A4), ST-37-42 Mild Steel, Corten A, Pregalvanized steel, Aluminum
 Finish options : Hot Dip Galvanized to EN 1461, Electrogalvanized to TS 149, Electrostatic Paint Coated, Prime coated
 See material & finish option charts for available product specific selections.

Cable Trays

100

GE-KT4-A100

Reinforced type cable trays, heavy duty
 Güçlendirilmiş tip kablo kanalları ađır hizmet tipi
 Кабельные лотки усиленный, Легкая долг



Part No	T	W	A	L	Kg
GE-KT4-10-A100	1	100	100	3000	2.56
GE-KT4-12-A100	1	120	100	3000	2.70
GE-KT4-15-A100	1	150	100	3000	2.96
GE-KT4-20-A100	1	200	100	3000	3.36
GE-KT4-22-A100	1	225	100	3000	3.56
GE-KT4-25-A100	1.2	250	100	3000	4.50
GE-KT4-30-A100	1.2	300	100	3000	5.00
GE-KT4-40-A100	1.2	400	100	3000	5.95
GE-KT4-45-A100	1.2	450	100	3000	6.45
GE-KT4-50-A100	1.5	500	100	3000	8.64
GE-KT4-60-A100	1.5	600	100	3000	9.85
GE-KT4-75-A100	1.5	750	100	3000	11.64
GE-KT4-90-A100	1.5	900	100	3000	13.44

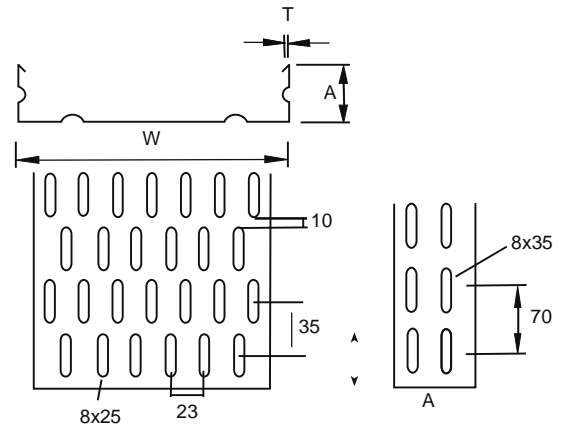
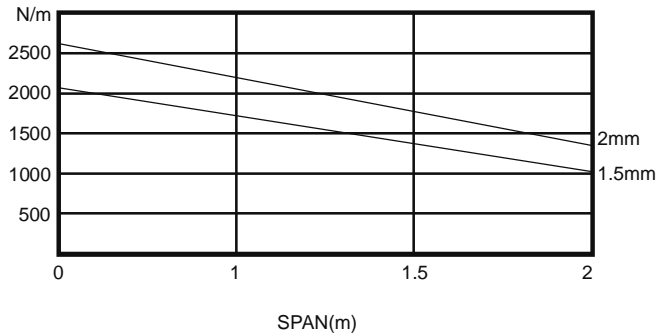
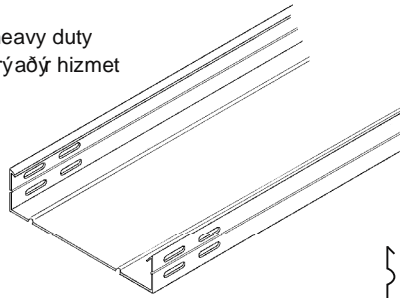
Custom production available upon request.
 Ősteđe gre diđer llerde retim yapđlıđ.

Возможно изготовление продукции на заказ.

SS4 SS6 HDG PG EG ESB APB AL

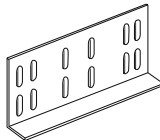
GE-KTN4-A100

Reinforced non perforated cable trays, heavy duty
 Gçlendirilmiş tip deliksiz kablo kanalları ađır hizmet
 Армированная, не перфорированных
 кабельных лотков, Легкая долг



GE-EK-100

Splice plate
 Ek parası
 Связующий элемент



GE-KC-2

Fixing set
 Kanal civata takđmđ
 Комплект винтового соединения



GE-LCN

PVC strip
 PVC conta
 Резиновые прокладки




GE-LCND

PVC strip double
 PVC conta, iftli
 Резиновые прокладки



GE-BFEC-4

Flat flexible bar, CuSn
 Yassđyesnek bara, Cu



Material options: Stainless steel AISI 304 (L) (A2) / AISI 316 (L) (A4), ST-37-42 Mild Steel, Corten A, Pregalvanized steel, Aluminum
Finish options : Hot Dip Galvanized to EN 1461, Electrogalvanized to TS 149, Electrostatic Paint Coated, Prime coated
See material & finish option charts for available product specific selections.

Cable Trays

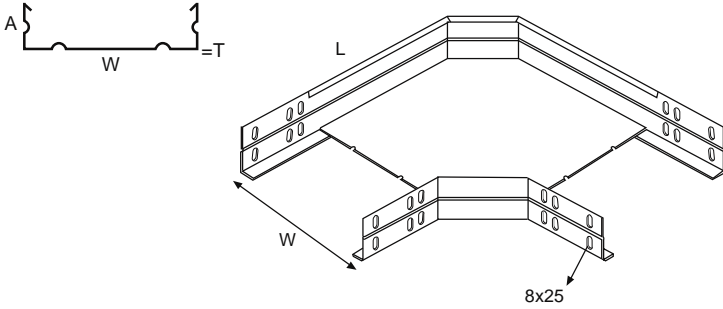
100

GE-KT4-D90-A100

90° flat bend

90° dönüþ elemanı

Секция угловая горизонтальная 90°



Part No	T	W	A	L	Kg
GE-KT4-D90-10-A100	1	100	100	260	1.00
GE-KT4-D90-12-A100	1	120	100	280	1.10
GE-KT4-D90-15-A100	1	150	100	310	1.26
GE-KT4-D90-20-A100	1	200	100	360	1.56
GE-KT4-D90-22-A100	1	225	100	385	1.75
GE-KT4-D90-25-A100	1.2	250	100	410	2.30
GE-KT4-D90-30-A100	1.2	300	100	470	2.75
GE-KT4-D90-40-A100	1.2	400	100	570	3.80
GE-KT4-D90-45-A100	1.2	450	100	610	4.40
GE-KT4-D90-50-A100	1.5	500	100	660	6.38
GE-KT4-D90-60-A100	1.5	600	100	760	8.24
GE-KT4-D90-75-A100	1.5	750	100	910	11.55
GE-KT4-D90-90-A100	1.5	900	100	1060	15.45

No couplers required for fixing to cable trays.
Please specify radius when ordering.

Birleþtirme için ek parçasına gerek yoktur.
Sipariþte radyusu belirtiniz.

Нет арматуры, необходимой для фиксации кабеля в лотки.
Укажите радиус при заказе.

Flat bends in 90°, 60°, 45°, 30° are available on request.
90° flat bend is supplied as standard unless the angle is specified when ordering.

90°, 60°, 45°, 30° dönüþler mevcuttur.
Baþka ölçü belirtilmedikçe standart 90° teslim edilir.

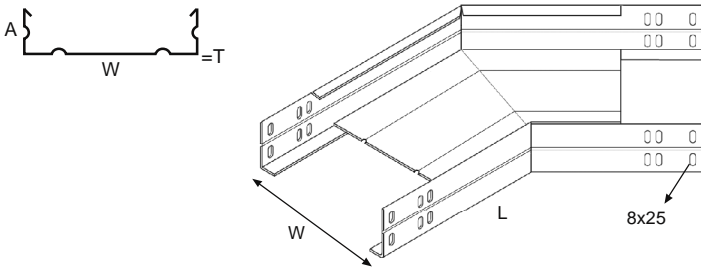
Угловые элементы могут быть изготовлены 90, 60, 45, 30. Стандартный размер 90, кроме случаев оговорённых при заказе.

GE-KT4-D45-A100

45° flat bend

45° dönüþ elemanı

Секция угловая горизонтальная 45°



Part No	T	W	A	L	Kg
GE-KT4-D45-10-A100	1	100	100	260	1.00
GE-KT4-D45-12-A100	1	120	100	280	1.10
GE-KT4-D45-15-A100	1	150	100	310	1.26
GE-KT4-D45-20-A100	1	200	100	360	1.56
GE-KT4-D45-22-A100	1	225	100	385	1.75
GE-KT4-D45-25-A100	1.2	250	100	410	2.30
GE-KT4-D45-30-A100	1.2	300	100	470	2.75
GE-KT4-D45-40-A100	1.2	400	100	570	3.80
GE-KT4-D45-45-A100	1.2	450	100	610	4.40
GE-KT4-D45-50-A100	1.5	500	100	660	6.38
GE-KT4-D45-60-A100	1.5	600	100	760	8.24
GE-KT4-D45-75-A100	1.5	750	100	910	11.55
GE-KT4-D45-90-A100	1.5	900	100	1060	15.45

No couplers required for fixing to cable trays.
Please specify radius when ordering.

Birleþtirme için ek parçasına gerek yoktur.
Sipariþte radyusu belirtiniz.

Нет арматуры, необходимой для фиксации кабеля в лотки.
Укажите радиус при заказе.

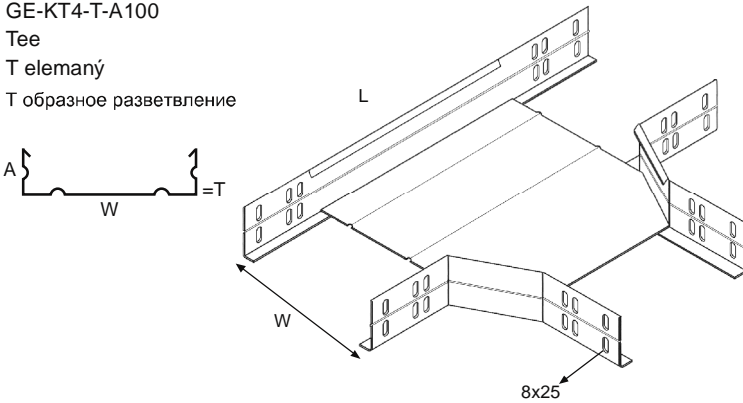
Material options: Stainless steel AISI 304 (L) (A2) / AISI 316 (L) (A4), ST-37-42 Mild Steel, Corten A, Pregalvanized steel, Aluminum
 Finish options : Hot Dip Galvanized to EN 1461, Electrogalvanized to TS 149, Electrostatic Paint Coated, Prime coated
 See material & finish option charts for available product specific selections.

Cable Trays

100

GE-KT4-T-A100

Tee
 T elemanı
 T образное разветвление

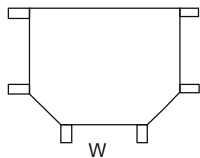


No couplers required for fixing to cable trays.
 Please specify radius when ordering.

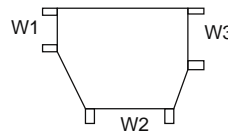
Birleştirme için ek parçasına gerek yoktur.
 Siparişte radyusu belirtiniz.

Нет арматуры, необходимой для фиксации кабеля в лотки.
 Укажите радиус при заказе.

Part No	T	W	A	L	Kg
GE-KT4-T-10-A100	1	100	100	420	1.28
GE-KT4-T-12-A100	1	120	100	440	1.33
GE-KT4-T-15-A100	1	150	100	470	1.52
GE-KT4-T-20-A100	1	200	100	520	1.77
GE-KT4-T-22-A100	1	225	100	545	1.93
GE-KT4-T-25-A100	1.2	250	100	570	2.48
GE-KT4-T-30-A100	1.2	300	100	620	2.90
GE-KT4-T-40-A100	1.2	400	100	720	3.88
GE-KT4-T-45-A100	1.2	450	100	770	4.47
GE-KT4-T-50-A100	1.5	500	100	820	6.37
GE-KT4-T-60-A100	1.5	600	100	920	8.14
GE-KT4-T-75-A100	1.5	750	100	1070	11.28
GE-KT4-T-90-A100	1.5	900	100	1220	15.00



Equal Tee
 Eşit T Elemanı
 Равное разветвление

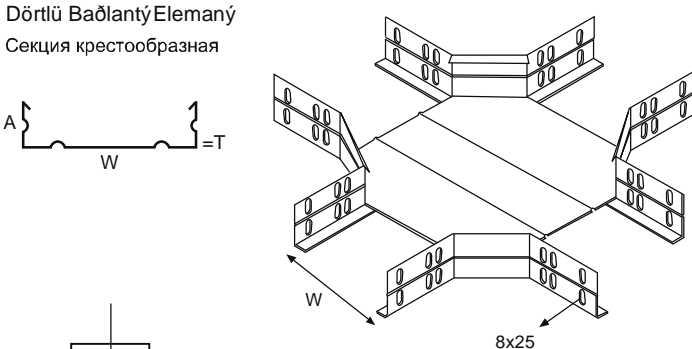


Unequal Tee
 Eşit olmayan T Elemanı
 Неравное разветвление

Please specify the widths of unequal tees by drawing.
 Eşit olmayan T' lerde W ölçülerini siparişte belirtiniz.
 Укажите размеры W неравного T-образного разветвления.

GE-KT4-DB-A100

Crossing
 Dörtlü Bağlantı Elemanı
 Секция крестообразная



No couplers required for fixing to cable trays.
 Please specify radius when ordering.

Birleştirme için ek parçasına gerek yoktur.
 Siparişte radyusu belirtiniz.

Нет арматуры, необходимой для фиксации кабеля в лотки.
 Укажите радиус при заказе.

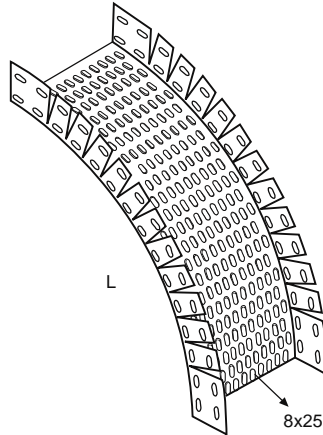
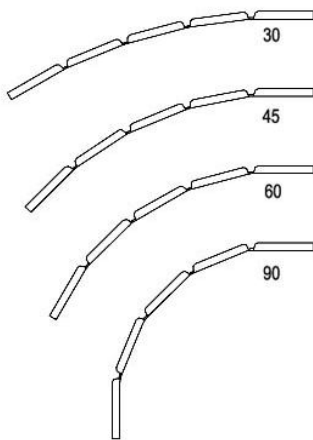
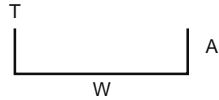
Part No	T	W	A	L	Kg
GE-KT4-DB-10-A100	1	100	100	420	1.56
GE-KT4-DB-12-A100	1	120	100	440	1.62
GE-KT4-DB-15-A100	1	150	100	470	1.73
GE-KT4-DB-20-A100	1	200	100	520	1.96
GE-KT4-DB-22-A100	1	225	100	545	2.09
GE-KT4-DB-25-A100	1.2	250	100	570	2.67
GE-KT4-DB-30-A100	1.2	300	100	620	3.04
GE-KT4-DB-40-A100	1.2	400	100	720	3.97
GE-KT4-DB-45-A100	1.2	450	100	770	4.18
GE-KT4-DB-50-A100	1.5	500	100	820	6.32
GE-KT4-DB-60-A100	1.5	600	100	920	8.00
GE-KT4-DB-75-A100	1.5	750	100	1070	11.00
GE-KT4-DB-90-A100	1.5	900	100	1220	14.56

Material options: Stainless steel AISI 304 (L) (A2) / AISI 316 (L) (A4), ST-37-42 Mild Steel, Corten A, Pregalvanized steel, Aluminum
 Finish options : Hot Dip Galvanized to EN 1461, Electrogalvanized to TS 149, Electrostatic Paint Coated, Prime coated
 See material & finish option charts for available product specific selections.

Cable Trays

100

GE-KT4-OBF-A100
 Flexible outside bend
 Modüler dış bükey elemanı
 Внешний угловой элемент



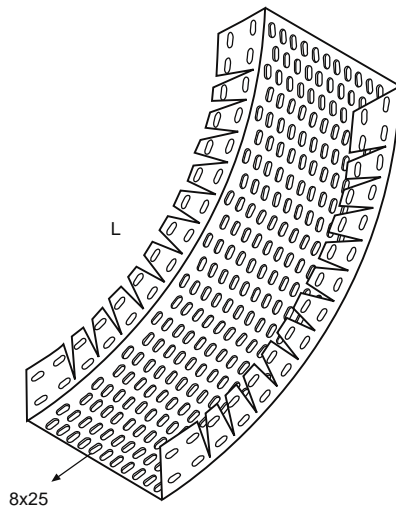
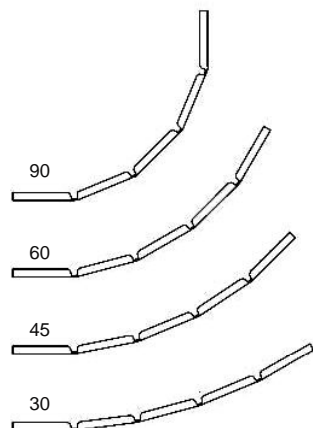
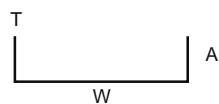
Part No	T	W	A	L	Kg
GE-KT4-OBF-10-A100	1	100	100	500	1.24
GE-KT4-OBF-12-A100	1	120	100	500	1.32
GE-KT4-OBF-15-A100	1	150	100	500	1.44
GE-KT4-OBF-20-A100	1	200	100	500	2.52
GE-KT4-OBF-22-A100	1	225	100	500	2.67
GE-KT4-OBF-25-A100	1.2	250	100	750	3.31
GE-KT4-OBF-30-A100	1.2	300	100	750	3.67
GE-KT4-OBF-40-A100	1.2	400	100	750	4.39
GE-KT4-OBF-45-A100	1.2	450	100	750	4.75
GE-KT4-OBF-50-A100	1.5	500	100	750	6.39
GE-KT4-OBF-60-A100	1.5	600	100	1000	9.72
GE-KT4-OBF-75-A100	1.5	750	100	1000	11.52
GE-KT4-OBF-90-A100	1.5	900	100	1000	13.20

Connection to be made with splice plates.
 Please specify radius when ordering.

Birleştirme için GE-EK kullanılır.
 Siparişte radyusu belirtiniz

Соединение будет с сращивание пластин.
 Укажите радиус при заказе.

GE-KT4-IBF-A100
 Flexible inside bend
 Modüler iç bükey elemanı
 Внутренний угловой элемент



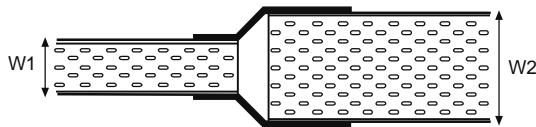
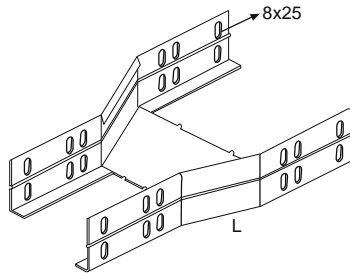
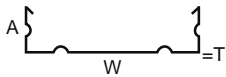
Part No	T	W	A	L	Kg
GE-KT4-IBF-10-A100	1	100	100	500	1.24
GE-KT4-IBF-12-A100	1	120	100	500	1.32
GE-KT4-IBF-15-A100	1	150	100	500	1.44
GE-KT4-IBF-20-A100	1	200	100	500	2.52
GE-KT4-IBF-22-A100	1	225	100	500	2.67
GE-KT4-IBF-25-A100	1.2	250	100	750	3.31
GE-KT4-IBF-30-A100	1.2	300	100	750	3.67
GE-KT4-IBF-40-A100	1.2	400	100	750	4.39
GE-KT4-IBF-45-A100	1.2	450	100	750	4.75
GE-KT4-IBF-50-A100	1.5	500	100	750	6.39
GE-KT4-IBF-60-A100	1.5	600	100	1000	9.72
GE-KT4-IBF-75-A100	1.5	750	100	1000	11.52
GE-KT4-IBF-90-A100	1.5	900	100	1000	13.20

Material options: Stainless steel AISI 304 (L) (A2) / AISI 316 (L) (A4), ST-37-42 Mild Steel, Corten A, Pregalvanized steel, Aluminum
 Finish options : Hot Dip Galvanized to EN 1461, Electrogalvanized to TS 149, Electrostatic Paint Coated, Prime coated
 See material & finish option charts for available product specific selections.

Cable Trays

100

GE-KT4-R-A100
 Straight reducer
 Redüksiyon
 Редукции

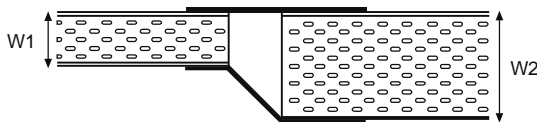
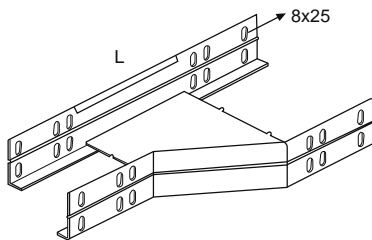
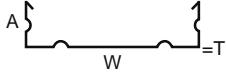


Part No	T	W1 - W2	A	L	Kg
GE-KT4-R-10-20-A100	1.5	100 - 200	100	300	1.10
GE-KT4-R-10-30-A100	1.5	100 - 300	100	340	1.40
GE-KT4-R-10-40-A100	1.5	100 - 400	100	400	1.90
GE-KT4-R-10-50-A100	1.5	100 - 500	100	440	2.35
GE-KT4-R-10-60-A100	1.5	100 - 600	100	490	2.90
GE-KT4-R-10-75-A100	1.5	100 - 750	100	560	3.80
GE-KT4-R-10-90-A100	1.5	100 - 900	100	650	5.00

How to order / Kodlama / Как написать при заказе

GE-KT4 R 100 200 A100 HDG
 (Series + Product + Width1 + Width2 + Height + Finish)

GE-KT4-RL-A100
 Left reducer
 Sola redüksiyon
 Редукции

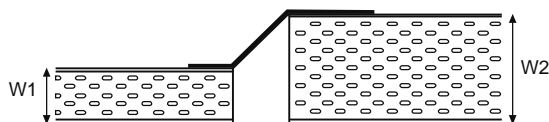
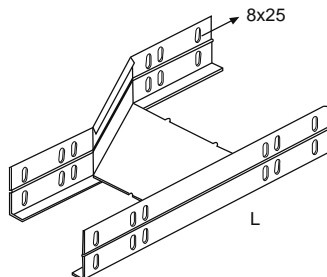
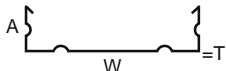


Part No	T	W1 - W2	A	L	Kg
GE-KT4-RL-10-20-A100	1.5	100 - 200	100	300	1.10
GE-KT4-RL-10-30-A100	1.5	100 - 300	100	340	1.50
GE-KT4-RL-10-40-A100	1.5	100 - 400	100	400	2.00
GE-KT4-RL-10-50-A100	1.5	100 - 500	100	440	2.45
GE-KT4-RL-10-60-A100	1.5	100 - 600	100	490	3.05
GE-KT4-RL-10-75-A100	1.5	100 - 750	100	560	4.00
GE-KT4-RL-10-90-A100	1.5	100 - 900	100	650	5.25

How to order / Kodlama / Как написать при заказе

GE-KT4 RL 100 200 A100 HDG
 (Series + Product + Width1 + Width2 + Height + Finish)

GE-KT4-RR-A100
 Right reducer
 Sağda redüksiyon
 Редукции



Part No	T	W1 - W2	A	L	Kg
GE-KT4-RR-10-20-A100	1.5	100 - 200	100	300	1.10
GE-KT4-RR-10-30-A100	1.5	100 - 300	100	340	1.50
GE-KT4-RR-10-40-A100	1.5	100 - 400	100	400	2.00
GE-KT4-RR-10-50-A100	1.5	100 - 500	100	440	2.45
GE-KT4-RR-10-60-A100	1.5	100 - 600	100	490	3.05
GE-KT4-RR-10-75-A100	1.5	100 - 750	100	560	4.00
GE-KT4-RR-10-90-A100	1.5	100 - 900	100	650	5.25

How to order / Kodlama / Как написать при заказе

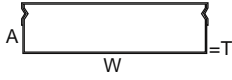
GE-KT4 RR 100 200 A100 HDG
 (Series + Product + Width1 + Width2 + Height + Finish)

Material options: Stainless steel AISI 304 (L) (A2) / AISI 316 (L) (A4), ST-37-42 Mild Steel, Corten A, Pregalvanized steel, Aluminum
 Finish options : Hot Dip Galvanized to EN 1461, Electrogalvanized to TS 149, Electrostatic Paint Coated, Prime coated
 See material & finish option charts for available product specific selections.

Cable Trays

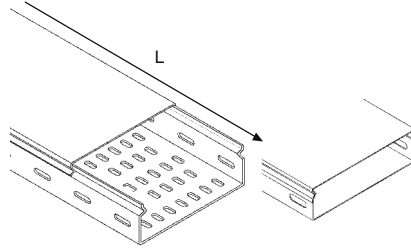
GE-KT5-A50

Cable trays with clamping lid
 Geçmeli tip kablo kanalı



GE-KT5-A50

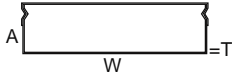
Cable trays with clamping lid, non perforated
 Geçmeli tip deliksiz kablo kanalı



Part No	T	W	A	L	Kg
GE-KT5-10-A50	1	100	50	3000	3.20
GE-KT5-15-A50	1	150	50	3000	3.60
GE-KT5-20-A50	1.2	200	50	3000	5.00
GE-KT5-25-A50	1.2	250	50	3000	5.86
GE-KT5-30-A50	1.2	300	50	3000	6.75
GE-KT5-40-A50	1.5	400	50	3000	10.60
GE-KT5-50-A50	1.5	500	50	3000	12.90
GE-KT5-60-A50	1.5	600	50	3000	16.70
GE-KT5-75-A50	1.5	750	50	3000	20.50
GE-KT5-90-A50	1.5	900	50	3000	24.25

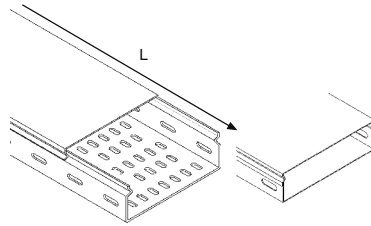
GE-KT5-A75

Cable trays with clamping lid
 Geçmeli tip kablo kanalı



GE-KT5-A75

Cable trays with clamping lid, non perforated
 Geçmeli tip deliksiz kablo kanalı



Part No	T	W	A	L	Kg
GE-KT5-10-A75	1.2	100	75	3000	3.69
GE-KT5-15-A75	1.5	150	75	3000	5.34
GE-KT5-20-A75	1.5	200	75	3000	6.45
GE-KT5-25-A75	1.5	250	75	3000	7.44
GE-KT5-30-A75	2	300	75	3000	10.32
GE-KT5-40-A75	2	400	75	3000	13.62
GE-KT5-50-A75	2	500	75	3000	16.32
GE-KT5-60-A75	2	600	75	3000	20.52
GE-KT5-75-A75	2	750	75	3000	24.92
GE-KT5-90-A75	2	900	75	3000	29.27

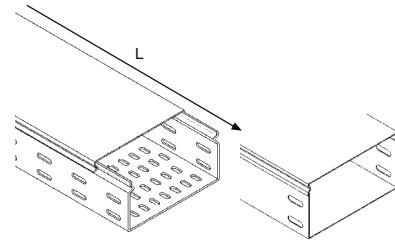
GE-KT5-A100

Cable trays with clamping lid
 Geçmeli tip kablo kanalı



GE-KT5-A100

Cable trays with clamping lid, non perforated
 Geçmeli tip deliksiz kablo kanalı



Part No	T	W	A	L	Kg
GE-KT5-10-A100	1.5	100	100	3000	4.82
GE-KT5-15-A100	1.5	150	100	3000	5.82
GE-KT5-20-A100	1.5	200	100	3000	6.92
GE-KT5-30-A100	2	300	100	3000	10.96
GE-KT5-40-A100	2	400	100	3000	14.26
GE-KT5-50-A100	2	500	100	3000	16.96
GE-KT5-60-A100	2	600	100	3000	21.16
GE-KT5-75-A100	2	750	100	3000	25.56
GE-KT5-90-A100	2	900	100	3000	29.75

Custom production available upon request.

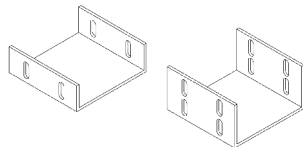
Ysteğe göre diğer ölçülerde üretim yapılır.

Возможно изготовление продукции на заказ.

SS4 SS6 HDG PG EG ESB APB AL

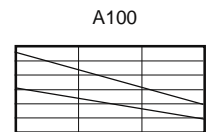
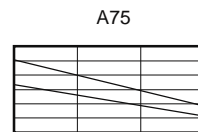
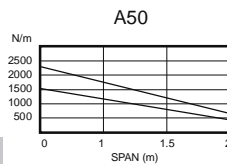
GE-KT5-EK

Splice plate
 Ek parçası



Part No	T	A
GE-KT5-EK-50	2	50
GE-KT5-EK-100	2	100

Notes
 1 pc GE-EK / cable tray length
 4 pc GE-KC-2 / splice plate



Material options: Stainless steel AISI 304 (L) (A2) / AISI 316 (L) (A4), ST-37-42 Mild Steel, Corten A, Pregalvanized steel, Aluminum
 Finish options : Hot Dip Galvanized to EN 1461, Electrogalvanized to TS 149, Electrostatic Paint Coated, Prime coated
 See material & finish option charts for available product specific selections.

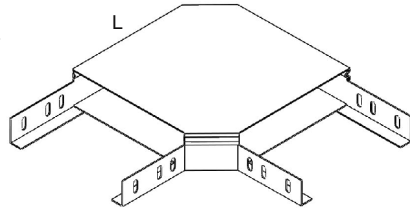
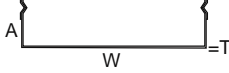
Cable Trays

GE-KT5-D90-A50

90° flat bend

90° dönüþ elemanı

Секция угловая горизонтальная 90°



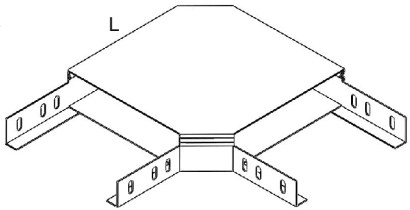
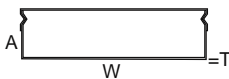
Part No	T	W	A	L	Kg
GE-KT5-D90-10-A50	1	100	50	260	0.97
GE-KT5-D90-15-A50	1	150	50	310	1.36
GE-KT5-D90-20-A50	1.2	200	50	360	1.92
GE-KT5-D90-25-A50	1.2	250	50	410	2.53
GE-KT5-D90-30-A50	1.2	300	50	470	3.42
GE-KT5-D90-40-A50	1.5	400	50	570	6.05
GE-KT5-D90-50-A50	1.5	500	50	660	8.58
GE-KT5-D90-60-A50	1.5	600	50	760	12.80
GE-KT5-D90-75-A50	1.5	750	50	910	18.75
GE-KT5-D90-90-A50	1.5	900	50	1060	25.90

GE-KT5-D90-A75

90° flat bend

90° dönüþ elemanı

Секция угловая горизонтальная 90°



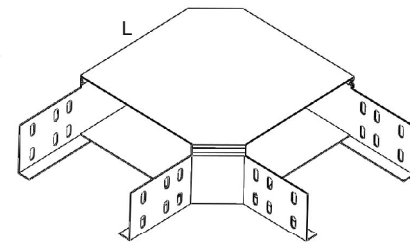
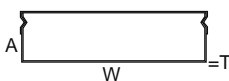
Part No	T	W	A	L	Kg
GE-KT5-D90-10-A75	1.2	100	75	260	1.27
GE-KT5-D90-15-A75	1.5	150	75	310	2.04
GE-KT5-D90-20-A75	1.5	200	75	360	2.65
GE-KT5-D90-25-A75	1.5	250	75	410	3.37
GE-KT5-D90-30-A75	2	300	75	470	5.25
GE-KT5-D90-40-A75	2	400	75	570	8.07
GE-KT5-D90-50-A75	2	500	75	660	11.21
GE-KT5-D90-60-A75	2	600	75	760	16.07
GE-KT5-D90-75-A75	2	750	75	910	23.25
GE-KT5-D90-90-A75	2	900	75	1060	31.83

GE-KT5-D90-A100

90° flat bend

90° dönüþ elemanı

Секция угловая горизонтальная 90°



Part No	T	W	A	L	Kg
GE-KT5-D90-10-A100	1.5	100	100	260	1.73
GE-KT5-D90-15-A100	1.5	150	100	310	2.27
GE-KT5-D90-20-A100	1.5	200	100	360	2.91
GE-KT5-D90-25-A100	1.5	250	100	410	4.57
GE-KT5-D90-30-A100	2	300	100	470	5.64
GE-KT5-D90-40-A100	2	400	100	570	8.54
GE-KT5-D90-50-A100	2	500	100	660	11.75
GE-KT5-D90-60-A100	2	600	100	760	16.68
GE-KT5-D90-75-A100	2	750	100	910	23.96
GE-KT5-D90-90-A100	2	900	100	1060	32.60

No couplers required for fixing to cable trays.
 Please specify radius when ordering.

Birleþtirme için ek parçasına gerek yoktur.
 Sipariþte radyusu belirtiniz.

Нет арматуры, необходимой для фиксации кабеля в лотки.
 Укажите радиус при заказе.

Flat bends in 90°, 60°, 45°, 30° are available on request.
 90° flat bend is supplied as standard unless the angle is specified when ordering.

90°, 60°, 45°, 30° dönüþler mevcuttur.
 Baþka ölçü belirtilmedikçe standart 90° teslim edilir.

Угловые элементы могут быть изготовлены 90, 60, 45, 30. Стандартный размер 90, кроме случаев оговорённых при заказе.

Material options: Stainless steel AISI 304 (L) (A2) / AISI 316 (L) (A4), ST-37-42 Mild Steel, Corten A, Pregalvanized steel, Aluminum
 Finish options : Hot Dip Galvanized to EN 1461, Electrogalvanized to TS 149, Electrostatic Paint Coated, Prime coated
 See material & finish option charts for available product specific selections.

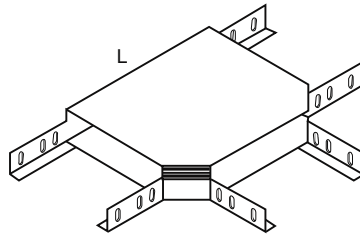
Cable Trays

GE-KT5-T-A50

Tee

T elemanı

T образное разветвление



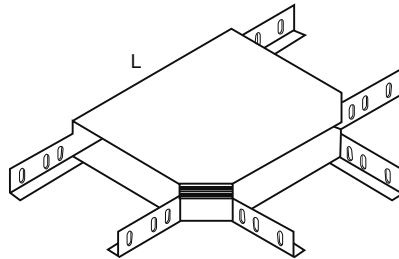
Part No	T	W	A	L	Kg
GE-KT5-T-10-A50	1	100	50	420	0.98
GE-KT5-T-15-A50	1	150	50	470	1.20
GE-KT5-T-20-A50	1.2	200	50	520	1.54
GE-KT5-T-25-A50	1.2	250	50	570	1.87
GE-KT5-T-30-A50	1.2	300	50	620	2.50
GE-KT5-T-40-A50	1.5	400	50	720	4.00
GE-KT5-T-50-A50	1.5	500	50	820	5.46
GE-KT5-T-60-A50	1.5	600	50	920	7.15
GE-KT5-T-75-A50	1.5	750	50	1070	10.20
GE-KT5-T-90-A50	1.5	900	50	1220	13.84

GE-KT5-T-A75

Tee

T elemanı

T образное разветвление



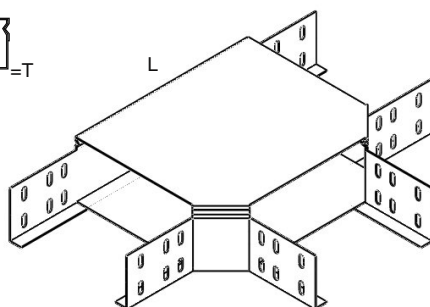
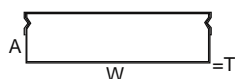
Part No	T	W	A	L	Kg
GE-KT5-T-10-A75	1.2	100	75	420	1.60
GE-KT5-T-15-A75	1.5	150	75	470	2.41
GE-KT5-T-20-A75	1.5	200	75	520	3.00
GE-KT5-T-25-A75	1.5	250	75	570	3.70
GE-KT5-T-30-A75	2	300	75	620	5.63
GE-KT5-T-40-A75	2	400	75	720	8.30
GE-KT5-T-50-A75	2	500	75	820	11.40
GE-KT5-T-60-A75	2	600	75	920	16.24
GE-KT5-T-75-A75	2	750	75	1070	23.30
GE-KT5-T-90-A75	2	900	75	1220	31.76

GE-KT5-T-A100

Tee

T elemanı

T образное разветвление



Part No	T	W	A	L	Kg
GE-KT5-T-10-A100	1.5	100	75	420	2.18
GE-KT5-T-15-A100	1.5	150	75	470	2.69
GE-KT5-T-20-A100	1.5	200	75	520	3.29
GE-KT5-T-25-A100	1.5	250	75	570	4.00
GE-KT5-T-30-A100	2	300	75	620	6.04
GE-KT5-T-40-A100	2	400	75	720	8.77
GE-KT5-T-50-A100	2	500	75	820	11.90
GE-KT5-T-60-A100	2	600	75	920	16.75
GE-KT5-T-75-A100	2	750	75	1070	23.87
GE-KT5-T-90-A100	2	900	75	1220	32.35

No couplers required for fixing to cable trays.
 Please specify radius when ordering.

Birleştirme için ek parçasına gerek yoktur.
 Siparişte radyusu belirtiniz.

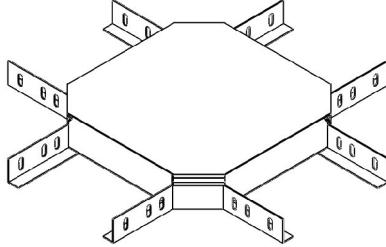
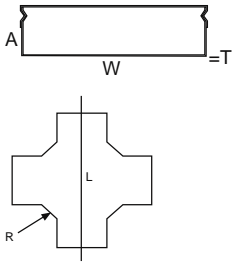
Нет арматуры, необходимой для фиксации кабеля в лотки.
 Укажите радиус при заказе.

Material options: Stainless steel AISI 304 (L) (A2) / AISI 316 (L) (A4), ST-37-42 Mild Steel, Corten A, Pregalvanized steel, Aluminum
 Finish options : Hot Dip Galvanized to EN 1461, Electrogalvanized to TS 149, Electrostatic Paint Coated, Prime coated
 See material & finish option charts for available product specific selections.

Cable Trays

GE-KT5-DB-A50

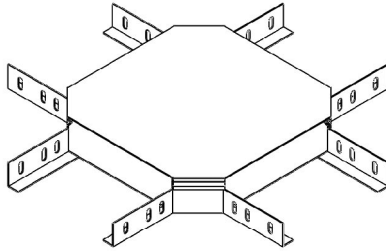
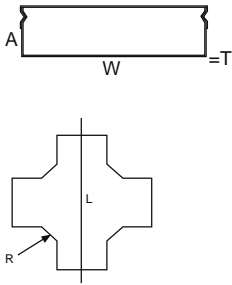
Crossing
 Dörtlü Bağlantı Elemanı
 Секция крестообразная



Part No	T	W	A	L	Kg
GE-KT5-DB-10-A50	1	100	50	420	1.49
GE-KT5-DB-15-A50	1	150	50	470	1.82
GE-KT5-DB-20-A50	1.2	200	50	520	2.42
GE-KT5-DB-25-A50	1.2	250	50	570	3.01
GE-KT5-DB-30-A50	1.2	300	50	620	3.90
GE-KT5-DB-40-A50	1.5	400	50	720	6.55
GE-KT5-DB-50-A50	1.5	500	50	820	9.10
GE-KT5-DB-60-A50	1.5	600	50	920	13.30
GE-KT5-DB-75-A50	1.5	750	50	1070	19.30
GE-KT5-DB-90-A50	1.5	900	50	1220	26.50

GE-KT5-DB-A75

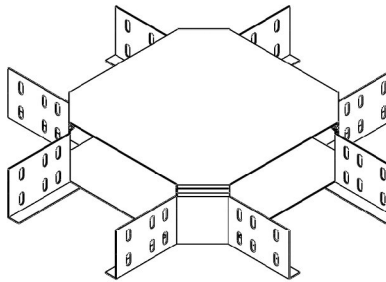
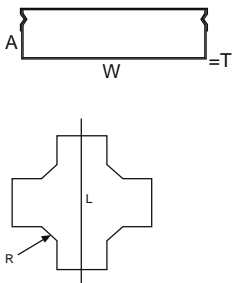
Crossing
 Dörtlü Bağlantı Elemanı
 Секция крестообразная



Part No	T	W	A	L	Kg
GE-KT5-DB-10-A75	1.2	100	75	420	1.91
GE-KT5-DB-15-A75	1.5	150	75	470	2.75
GE-KT5-DB-20-A75	1.5	200	75	520	3.33
GE-KT5-DB-25-A75	1.5	250	75	570	3.99
GE-KT5-DB-30-A75	2	300	75	620	5.92
GE-KT5-DB-40-A75	2	400	75	720	8.61
GE-KT5-DB-50-A75	2	500	75	820	11.60
GE-KT5-DB-60-A75	2	600	75	920	16.36
GE-KT5-DB-75-A75	2	750	75	1070	23.36
GE-KT5-DB-90-A75	2	900	75	1220	31.70

GE-KT5-DB-A100

Crossing
 Dörtlü Bağlantı Elemanı
 Секция крестообразная



Part No	T	W	A	L	Kg
GE-KT5-DB-10-A100	1.5	100	100	420	2.63
GE-KT5-DB-15-A100	1.5	150	100	470	3.06
GE-KT5-DB-20-A100	1.5	200	100	520	3.64
GE-KT5-DB-25-A100	1.5	250	100	570	4.30
GE-KT5-DB-30-A100	2	300	100	620	6.33
GE-KT5-DB-40-A100	2	400	100	720	9.02
GE-KT5-DB-50-A100	2	500	100	820	12.02
GE-KT5-DB-60-A100	2	600	100	920	16.77
GE-KT5-DB-75-A100	2	750	100	1070	23.77
GE-KT5-DB-90-A100	2	900	100	1220	32.12

No couplers required for fixing to cable trays.
 Please specify radius when ordering.

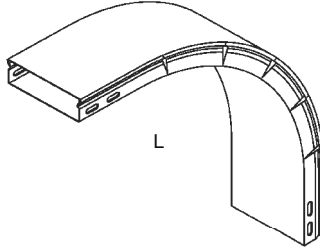
Birlektirme için ek parçasına gerek yoktur.
 Siparişte radyusu belirtiniz.

Нет арматуры, необходимой для фиксации кабеля в лотки.
 Укажите радиус при заказе.

Material options: Stainless steel AISI 304 (L) (A2) / AISI 316 (L) (A4), ST-37-42 Mild Steel, Corten A, Pregalvanized steel, Aluminum
 Finish options : Hot Dip Galvanized to EN 1461, Electrogalvanized to TS 149, Electrostatic Paint Coated, Prime coated
 See material & finish option charts for available product specific selections.

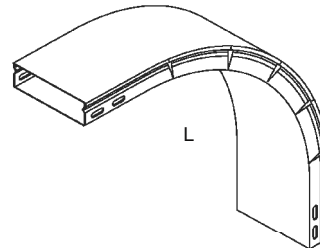
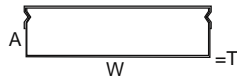
Cable Trays

GE-KT5-OB-A50
 Flexible outside bend
 Modüler dış bükey elemanı
 Внешний угловой элемент



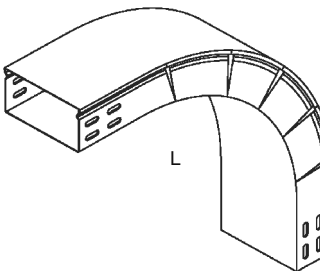
Part No	T	W	A	L	Kg
GE-KT5-OB-10-A50	1	100	50	500	1.58
GE-KT5-OB-15-A50	1	150	50	500	2.05
GE-KT5-OB-20-A50	1.2	200	50	750	3.57
GE-KT5-OB-25-A50	1.2	250	50	750	4.20
GE-KT5-OB-30-A50	1.2	300	50	750	4.81
GE-KT5-OB-40-A50	1.5	400	50	750	7.60
GE-KT5-OB-50-A50	1.5	500	50	750	9.20
GE-KT5-OB-60-A50	1.5	600	50	1000	13.90
GE-KT5-OB-75-A50	1.5	750	50	1000	17.05
GE-KT5-OB-90-A50	1.5	900	50	1000	20.10

GE-KT5-OB-A75
 Flexible outside bend
 Modüler dış bükey elemanı
 Внешний угловой элемент



Part No	T	W	A	L	Kg
GE-KT5-OB-10-A75	1.2	100	75	500	2.03
GE-KT5-OB-15-A75	1.5	150	75	500	2.92
GE-KT5-OB-20-A75	1.5	200	75	750	4.66
GE-KT5-OB-25-A75	1.5	250	75	750	5.38
GE-KT5-OB-30-A75	2	300	75	750	7.49
GE-KT5-OB-40-A75	2	400	75	750	9.84
GE-KT5-OB-50-A75	2	500	75	750	11.74
GE-KT5-OB-60-A75	2	600	75	1000	17.72
GE-KT5-OB-75-A75	2	750	75	1000	21.47
GE-KT5-OB-90-A75	2	900	75	1000	25.12

GE-KT5-OB-A100
 Flexible outside bend
 Modüler dış bükey elemanı
 Внешний угловой элемент



Part No	T	W	A	L	Kg
GE-KT5-OB-10-A100	1.5	100	100	500	2.59
GE-KT5-OB-15-A100	1.5	150	100	500	3.16
GE-KT5-OB-20-A100	1.5	200	100	750	5.02
GE-KT5-OB-25-A100	1.5	250	100	750	5.74
GE-KT5-OB-30-A100	2	300	100	750	7.97
GE-KT5-OB-40-A100	2	400	100	750	10.32
GE-KT5-OB-50-A100	2	500	100	750	12.22
GE-KT5-OB-60-A100	2	600	100	1000	18.36
GE-KT5-OB-75-A100	2	750	100	1000	22.11
GE-KT5-OB-90-A100	2	900	100	1000	25.60

Connection to be made with splice plates.
 Please specify radius when ordering.

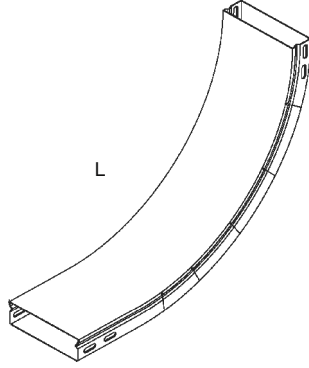
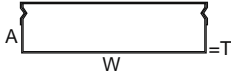
Birleştirme için GE-EK kullanılır.
 Siparişte radyusu belirtiniz

Соединение будет с сращивание пластин.
 Укажите радиус при заказе.

Material options: Stainless steel AISI 304 (L) (A2) / AISI 316 (L) (A4), ST-37-42 Mild Steel, Corten A, Pregalvanized steel, Aluminum
 Finish options : Hot Dip Galvanized to EN 1461, Electrogalvanized to TS 149, Electrostatic Paint Coated, Prime coated
 See material & finish option charts for available product specific selections.

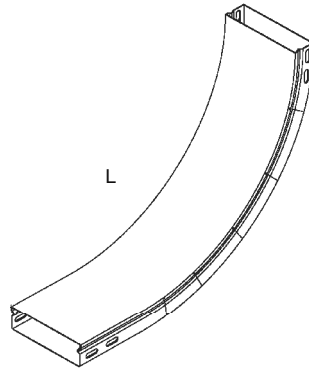
Cable Trays

GE-KT5-IB-A50
 Inside bend
 İç bükey elemanı



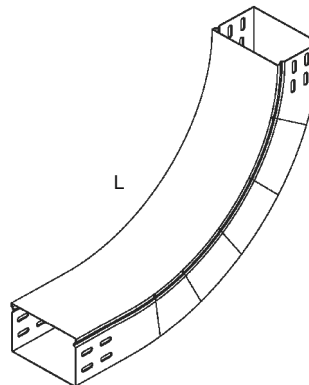
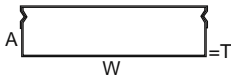
Part No	T	W	A	L	Kg
GE-KT5-IB-10-A50	1	100	50	500	1.58
GE-KT5-IB-15-A50	1	150	50	500	2.05
GE-KT5-IB-20-A50	1.2	200	50	750	3.57
GE-KT5-IB-25-A50	1.2	250	50	750	4.20
GE-KT5-IB-30-A50	1.2	300	50	750	4.81
GE-KT5-IB-40-A50	1.5	400	50	750	7.60
GE-KT5-IB-50-A50	1.5	500	50	750	9.20
GE-KT5-IB-60-A50	1.5	600	50	1000	13.90
GE-KT5-IB-75-A50	1.5	750	50	1000	17.05
GE-KT5-IB-90-A50	1.5	900	50	1000	20.10

GE-KT5-IB-A75
 Inside bend
 İç bükey elemanı



Part No	T	W	A	L	Kg
GE-KT5-IB-10-A75	1.2	100	75	500	2.03
GE-KT5-IB-15-A75	1.5	150	75	500	2.92
GE-KT5-IB-20-A75	1.5	200	75	750	4.66
GE-KT5-IB-25-A75	1.5	250	75	750	5.38
GE-KT5-IB-30-A75	2	300	75	750	7.49
GE-KT5-IB-40-A75	2	400	75	750	9.84
GE-KT5-IB-50-A75	2	500	75	750	11.74
GE-KT5-IB-60-A75	2	600	75	1000	17.72
GE-KT5-IB-75-A75	2	750	75	1000	21.47
GE-KT5-IB-90-A75	2	900	75	1000	25.12

GE-KT5-IB-A100
 Inside bend
 İç bükey elemanı

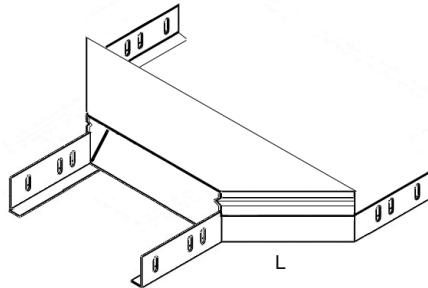


Part No	T	W	A	L	Kg
GE-KT5-IB-10-A100	1.5	100	100	500	2.59
GE-KT5-IB-15-A100	1.5	150	100	500	3.16
GE-KT5-IB-20-A100	1.5	200	100	750	5.02
GE-KT5-IB-25-A100	1.5	250	100	750	5.74
GE-KT5-IB-30-A100	2	300	100	750	7.97
GE-KT5-IB-40-A100	2	400	100	750	10.32
GE-KT5-IB-50-A100	2	500	100	750	12.22
GE-KT5-IB-60-A100	2	600	100	1000	18.36
GE-KT5-IB-75-A100	2	750	100	1000	22.11
GE-KT5-IB-90-A100	2	900	100	1000	25.60

Material options: Stainless steel AISI 304 (L) (A2) / AISI 316 (L) (A4), ST-37-42 Mild Steel, Corten A, Pregalvanized steel, Aluminum
 Finish options : Hot Dip Galvanized to EN 1461, Electrogalvanized to TS 149, Electrostatic Paint Coated, Prime coated
 See material & finish option charts for available product specific selections.

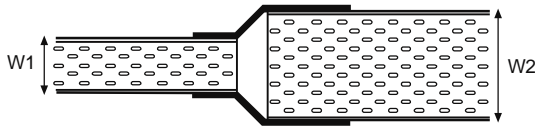
Cable Trays

GE-KT5-R-A50
 Straight reducer
 Redüksiyon
 Редукции

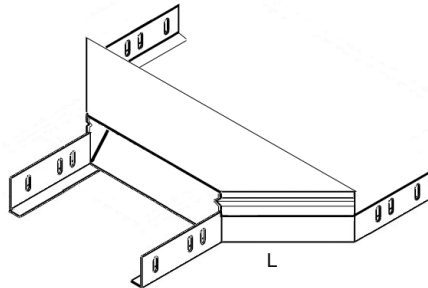
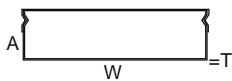


Part No	T	W1 - W2	A	L	Kg
GE-KT5-R-10-20-A50	1.5	100 - 200	50	300	0.80
GE-KT5-R-10-30-A50	1.5	100 - 300	50	340	1.25
GE-KT5-R-10-40-A50	1.5	100 - 400	50	400	2.00
GE-KT5-R-10-50-A50	1.5	100 - 500	50	440	2.65
GE-KT5-R-10-60-A50	1.5	100 - 600	50	490	3.55
GE-KT5-R-10-75-A50	1.5	100 - 750	50	560	5.00
GE-KT5-R-10-90-A50	1.5	100 - 900	50	650	7.05

How to order / Kodlama / Как написать при заказе
 GE-KT5 R 100 200 A50 HDG
 (Series + Product + Width1 + Width2 + Height + Finish)

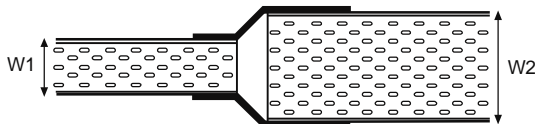


GE-KT5-R-A75
 Straight reducer
 Redüksiyon
 Редукции

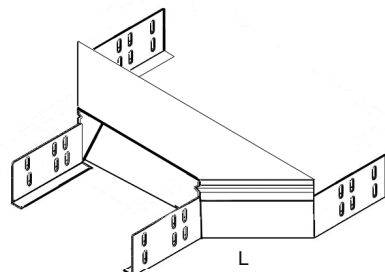


Part No	T	W1 - W2	A	L	Kg
GE-KT5-R-10-20-A75	1.5	100 - 200	75	300	0.90
GE-KT5-R-10-30-A75	1.5	100 - 300	75	340	1.40
GE-KT5-R-10-40-A75	1.5	100 - 400	75	400	2.15
GE-KT5-R-10-50-A75	1.5	100 - 500	75	440	2.85
GE-KT5-R-10-60-A75	1.5	100 - 600	75	490	3.75
GE-KT5-R-10-75-A75	1.5	100 - 750	75	560	5.30
GE-KT5-R-10-90-A75	1.5	100 - 900	75	650	7.35

How to order / Kodlama / Как написать при заказе
 GE-KT5 R 100 200 A75 HDG
 (Series + Product + Width1 + Width2 + Height + Finish)

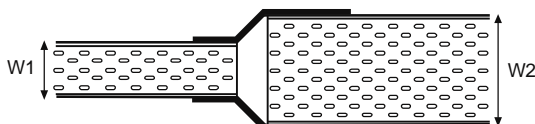


GE-KT5-R-A100
 Straight reducer
 Redüksiyon
 Редукции



Part No	T	W1 - W2	A	L	Kg
GE-KT5-R-10-20-A100	1.5	100 - 200	100	300	1.05
GE-KT5-R-10-30-A100	1.5	100 - 300	100	340	1.55
GE-KT5-R-10-40-A100	1.5	100 - 400	100	400	2.35
GE-KT5-R-10-50-A100	1.5	100 - 500	100	440	3.05
GE-KT5-R-10-60-A100	1.5	100 - 600	100	490	4.00
GE-KT5-R-10-75-A100	1.5	100 - 750	100	560	5.55
GE-KT5-R-10-90-A100	1.5	100 - 900	100	650	7.70

How to order / Kodlama / Как написать при заказе
 GE-KT5 R 100 200 A100 HDG
 (Series + Product + Width1 + Width2 + Height + Finish)

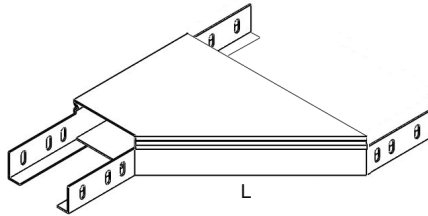
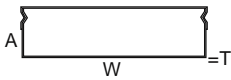


Material options: Stainless steel AISI 304 (L) (A2) / AISI 316 (L) (A4), ST-37-42 Mild Steel, Corten A, Pregalvanized steel, Aluminum
 Finish options : Hot Dip Galvanized to EN 1461, Electrogalvanized to TS 149, Electrostatic Paint Coated, Prime coated
 See material & finish option charts for available product specific selections.

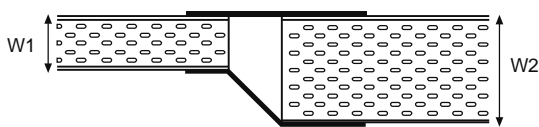
Cable Trays

GE-KT5-RL-A50

Left reducer
 Sola Redüksiyon
 Редукции



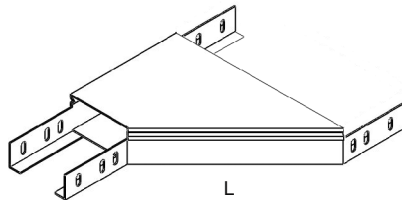
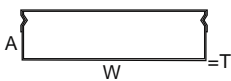
Part No	T	W1 - W2	A	L	Kg
GE-KT5-RL-10-20-A50	1.5	100 - 200	50	300	0.80
GE-KT5-RL-10-30-A50	1.5	100 - 300	50	340	1.35
GE-KT5-RL-10-40-A50	1.5	100 - 400	50	400	2.20
GE-KT5-RL-10-50-A50	1.5	100 - 500	50	440	3.05
GE-KT5-RL-10-60-A50	1.5	100 - 600	50	490	4.15
GE-KT5-RL-10-75-A50	1.5	100 - 750	50	560	6.10
GE-KT5-RL-10-90-A50	1.5	100 - 900	50	650	8.80



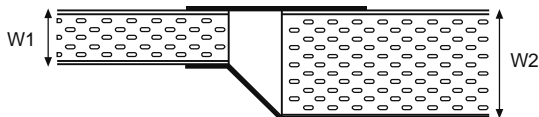
How to order / Kodlama / **Как написать при заказе**
 GE-KT5 RL 100 200 A50 HDG
 (Series + Product + Width1 + Width2 + Height + Finish)

GE-KT5-RL-A75

Left reducer
 Sola Redüksiyon
 Редукции



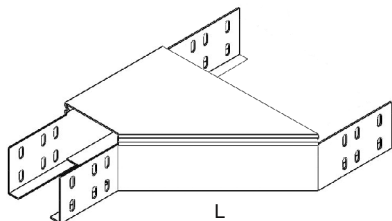
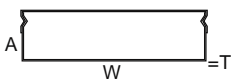
Part No	T	W1 - W2	A	L	Kg
GE-KT5-RL-10-20-A75	1.5	100 - 200	75	300	0.95
GE-KT5-RL-10-30-A75	1.5	100 - 300	75	340	1.45
GE-KT5-RL-10-40-A75	1.5	100 - 400	75	400	2.35
GE-KT5-RL-10-50-A75	1.5	100 - 500	75	440	3.25
GE-KT5-RL-10-60-A75	1.5	100 - 600	75	490	4.40
GE-KT5-RL-10-75-A75	1.5	100 - 750	75	560	6.35
GE-KT5-RL-10-90-A75	1.5	100 - 900	75	650	9.10



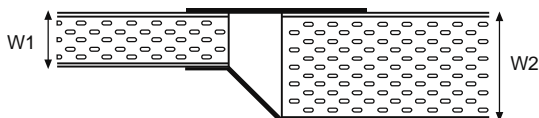
How to order / Kodlama / **Как написать при заказе**
 GE-KT5 RL 100 200 A75 HDG
 (Series + Product + Width1 + Width2 + Height + Finish)

GE-KT5-RL-A100

Left reducer
 Sola Redüksiyon
 Редукции



Part No	T	W1 - W2	A	L	Kg
GE-KT5-RL-10-20-A100	1.5	100 - 200	100	300	1.05
GE-KT5-RL-10-30-A100	1.5	100 - 300	100	340	1.60
GE-KT5-RL-10-40-A100	1.5	100 - 400	100	400	2.55
GE-KT5-RL-10-50-A100	1.5	100 - 500	100	440	3.40
GE-KT5-RL-10-60-A100	1.5	100 - 600	100	490	4.60
GE-KT5-RL-10-75-A100	1.5	100 - 750	100	560	6.60
GE-KT5-RL-10-90-A100	1.5	100 - 900	100	650	9.40

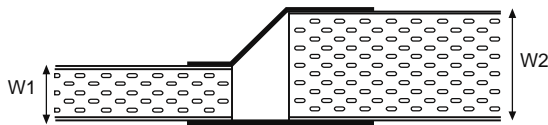
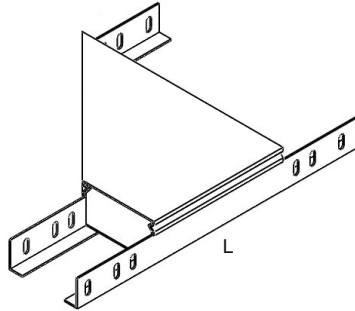


How to order / Kodlama / **Как написать при заказе**
 GE-KT5 RL 100 200 A100 HDG
 (Series + Product + Width1 + Width2 + Height + Finish)

Material options: Stainless steel AISI 304 (L) (A2) / AISI 316 (L) (A4), ST-37-42 Mild Steel, Corten A, Pregalvanized steel, Aluminum
 Finish options : Hot Dip Galvanized to EN 1461, Electrogalvanized to TS 149, Electrostatic Paint Coated, Prime coated
 See material & finish option charts for available product specific selections.

Cable Trays

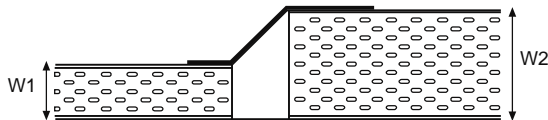
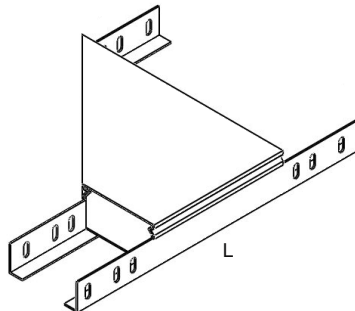
GE-KT5-RR-A50
 Right reducer
 Sağa Redüksiyon
 Редукции



Part No	T	W1 - W2	A	L	Kg
GE-KT5-RR-10-20-A50	1.5	100 - 200	50	300	0.80
GE-KT5-RR-10-30-A50	1.5	100 - 300	50	340	1.35
GE-KT5-RR-10-40-A50	1.5	100 - 400	50	400	2.20
GE-KT5-RR-10-50-A50	1.5	100 - 500	50	440	3.05
GE-KT5-RR-10-60-A50	1.5	100 - 600	50	490	4.15
GE-KT5-RR-10-75-A50	1.5	100 - 750	50	560	6.10
GE-KT5-RR-10-90-A50	1.5	100 - 900	50	650	8.80

How to order / Kodlama / Как написать при заказе
 GE-KT5 RR 100 200 A50 HDG
 (Series + Product + Width1 + Width2 + Height + Finish)

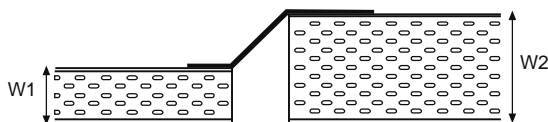
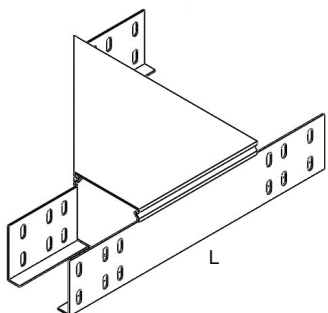
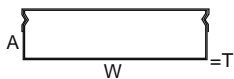
GE-KT5-RR-A75
 Right reducer
 Sağa Redüksiyon
 Редукции



Part No	T	W1 - W2	A	L	Kg
GE-KT5-RR-10-20-A75	1.5	100 - 200	75	300	0.95
GE-KT5-RR-10-30-A75	1.5	100 - 300	75	340	1.45
GE-KT5-RR-10-40-A75	1.5	100 - 400	75	400	2.35
GE-KT5-RR-10-50-A75	1.5	100 - 500	75	440	3.25
GE-KT5-RR-10-60-A75	1.5	100 - 600	75	490	4.40
GE-KT5-RR-10-75-A75	1.5	100 - 750	75	560	6.35
GE-KT5-RR-10-90-A75	1.5	100 - 900	75	650	9.10

How to order / Kodlama / Как написать при заказе
 GE-KT5 RR 100 200 A75 HDG
 (Series + Product + Width1 + Width2 + Height + Finish)

GE-KT5-RR-A100
 Right reducer
 Sağa Redüksiyon
 Редукции

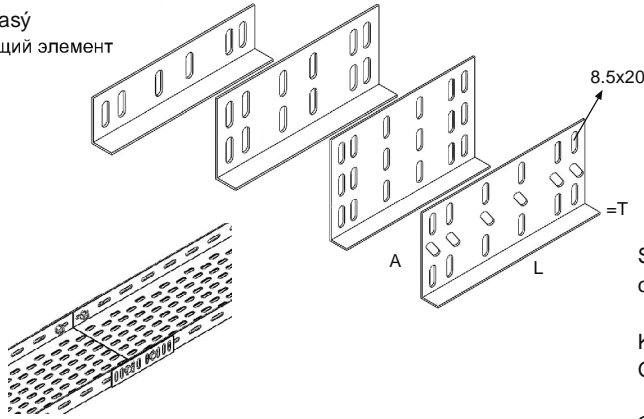


Part No	T	W1 - W2	A	L	Kg
GE-KT5-RR-10-20-A100	1.5	100 - 200	100	300	1.05
GE-KT5-RR-10-30-A100	1.5	100 - 300	100	340	1.60
GE-KT5-RR-10-40-A100	1.5	100 - 400	100	400	2.55
GE-KT5-RR-10-50-A100	1.5	100 - 500	100	440	3.40
GE-KT5-RR-10-60-A100	1.5	100 - 600	100	490	4.60
GE-KT5-RR-10-75-A100	1.5	100 - 750	100	560	6.60
GE-KT5-RR-10-90-A100	1.5	100 - 900	100	650	9.40

How to order / Kodlama / Как написать при заказе
 GE-KT5 RR 100 200 A100 HDG
 (Series + Product + Width1 + Width2 + Height + Finish)

Cable Trays

GE-EK
Splice plate
Ek parçası
Связующий элемент



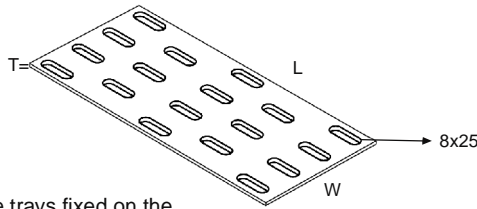
Part No	T	A	L	Kg
GE-EK-25	1	25	230	0.10
GE-EK-40	1.5	40	230	0.18
GE-EK-50	1.5	50	230	0.20
GE-EK-60	1.5	60	230	0.23
GE-EK-75	1.5	75	230	0.30
GE-EK-100	2	100	230	0.48
GE-EK-125	2	125	230	0.55
GE-EK-150	2	150	230	0.65

Splice plates are used to make proper connections between cable ladders and cable trays. Use with GE-KC-2

Kablo kanallarını/merdivenlerini birbirine bağlamak için GE-KC-2 civata takılmı ile kullanılır.

Сращивание плит используются для внесения соответствующих связей между кабель и кабельные лестницы лотков. Используйте с GE-KC-2

GE-FEK
Fish plate
Taban ek parçası
Связующий элемент



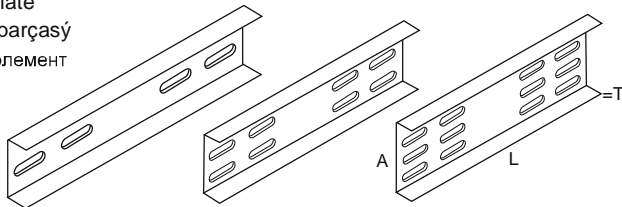
Fish plates are used to connect cable trays fixed on the bottom side which increases the safe working load of the cable trays when excessive loads are applied,

Taban ek parçası ekstra ağır yük uygulamalarında SWL'yi yükseltir.

Рыбные плиты используются для подключения кабельных лотков зафиксирована на нижней стороне, которая увеличивает безопасную рабочую нагрузку на кабельных лотков при чрезмерных нагрузок применяются.

Part No	T	W	L	Kg
GE-FEK-5	2	50	250	0.20
GE-FEK-7	2	70	250	0.28
GE-FEK-10	2	100	250	0.40
GE-FEK-12	2	120	250	0.48
GE-FEK-15	2	150	250	0.60
GE-FEK-20	2	200	250	0.80
GE-FEK-22	2	220	250	0.88
GE-FEK-25	2	250	250	1.00
GE-FEK-30	2.5	300	250	1.50
GE-FEK-40	3	400	250	2.40
GE-FEK-45	3	450	250	2.70
GE-FEK-50	3	500	250	3.00
GE-FEK-60	3	600	250	3.60
GE-FEK-75	3	750	250	4.50
GE-FEK-90	3	900	250	5.40

GE-EXP
Expansion plate
Mesafeli ek parçası
Связующий элемент



Expansion joints compensate for thermal expansion or contraction on cable raceways.

Isı değişimleri sonucunda çeliğin boyunda meydana gelen +/- değişiklikleri kompanse etmek için kullanılır.

Material options: Stainless steel AISI 304 (L) (A2) / AISI 316 (L) (A4), ST-37-42 Mild Steel, Corten A, Pregalvanized steel, Aluminum
 Finish options : Hot Dip Galvanized to EN 1461, Electrogalvanized to TS 149, Electrostatic Paint Coated, Prime coated
 See material & finish option charts for available product specific selections.

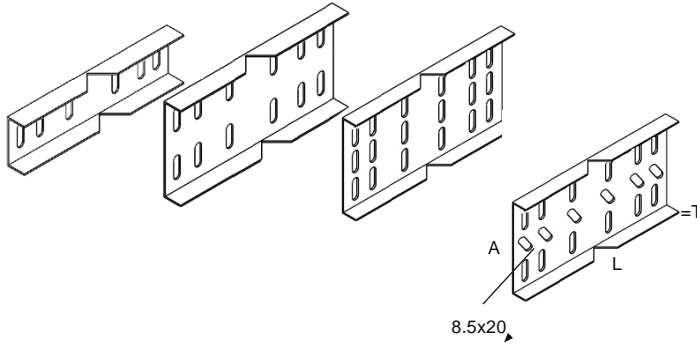
Cable Trays

GE-YDE

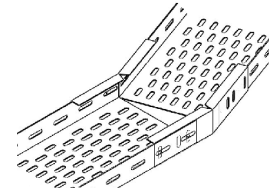
Horizontal adjustable connector

Yön deđirtirme elemanı

Связующий элемент



Part No	T	A	L	Kg
GE-YDE-25	1	25	240	0.13
GE-YDE-40	1.5	40	240	0.22
GE-YDE-50	1.5	50	240	0.25
GE-YDE-60	1.5	60	240	0.28
GE-YDE-70	1.5	70	240	0.31
GE-YDE-80	1.5	80	240	0.34
GE-YDE-100	2	100	240	0.52
GE-YDE-125	2	125	240	0.62
GE-YDE-150	2	150	240	0.71

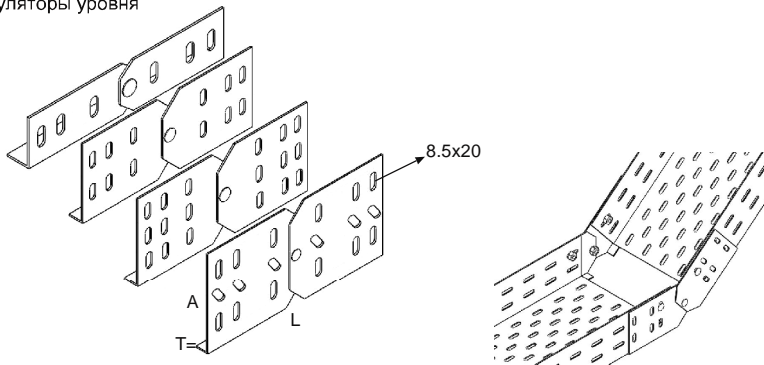


GE-SDE

Hinge connector

Seviye deđirtirme elemanı

Регуляторы уровня



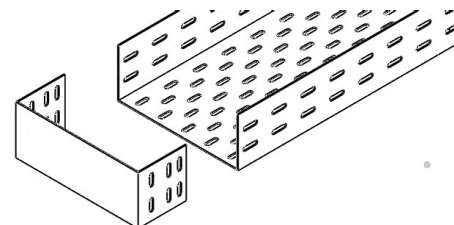
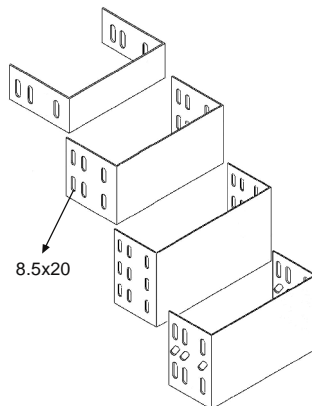
Part No	T	A	L	Kg
GE-SDE-25	1	25	300	0.13
GE-SDE-40	1.5	40	300	0.25
GE-SDE-50	1.5	50	300	0.29
GE-SDE-60	1.5	60	300	0.33
GE-SDE-70	1.5	70	300	0.38
GE-SDE-80	1.5	80	300	0.43
GE-SDE-100	2	100	300	0.68
GE-SDE-125	2	125	300	0.80
GE-SDE-150	2	150	300	0.95

GE-SON

End plate

Sonlandıırma elemanı

Связующий элемент

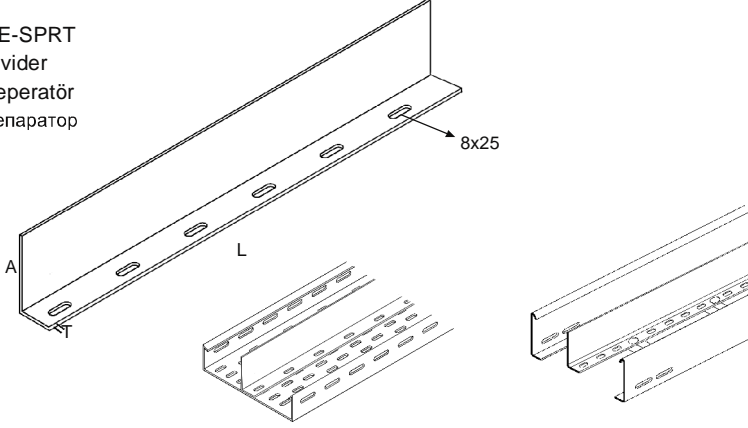


How to order / Kodlama / Как написать при заказе
 GE-SON 25 A100 HDG
 (Product + Width1 + Height + Finish)

Material options: Stainless steel AISI 304 (L) (A2) / AISI 316 (L) (A4), ST-37-42 Mild Steel, Corten A, Pregalvanized steel, Aluminum
 Finish options : Hot Dip Galvanized to EN 1461, Electrogalvanized to TS 149, Electrostatic Paint Coated, Prime coated
 See material & finish option charts for available product specific selections.

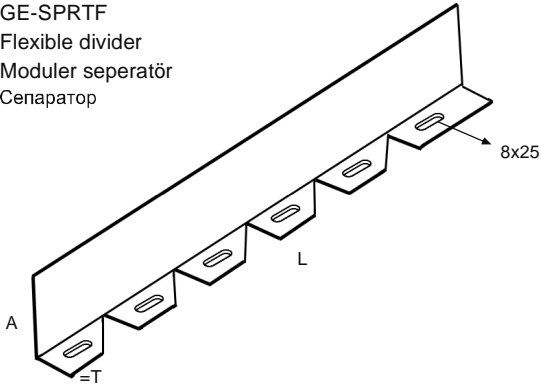
Cable Trays

GE-SPRT
 Divider
 Seperatör
 Сепаратор



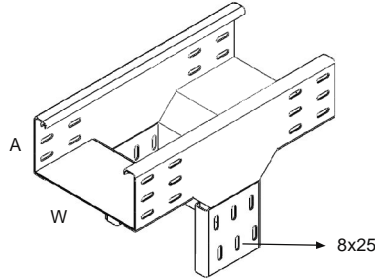
Part No	T	A	L	Kg/m
GE-SPRT-25	1	25	240	0.40
GE-SPRT-40	1.5	40	240	0.78
GE-SPRT-50	1.5	50	240	0.90
GE-SPRT-60	1.5	60	240	1.00
GE-SPRT-70	1.5	70	240	1.15
GE-SPRT-80	1.5	80	240	1.26
GE-SPRT-100	2	100	240	2.00
GE-SPRT-125	2	125	240	2.40
GE-SPRT-150	2	150	240	2.80

GE-SPRTF
 Flexible divider
 Moduler seperatör
 Сепаратор



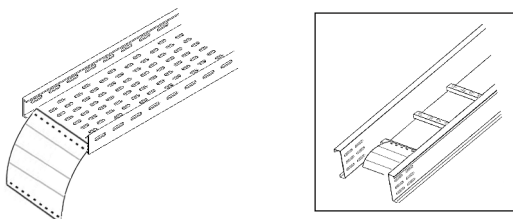
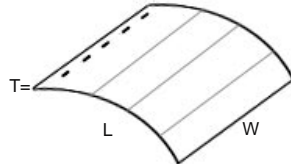
Part No	T	A	L	Kg/m
GE-SPRTF-25	1	25	240	0.35
GE-SPRTF-40	1.5	40	240	0.75
GE-SPRTF-50	1.5	50	240	0.85
GE-SPRTF-60	1.5	60	240	0.95
GE-SPRTF-70	1.5	70	240	1.10
GE-SPRTF-80	1.5	80	240	1.20
GE-SPRTF-100	2	100	240	1.95
GE-SPRTF-125	2	125	240	2.35
GE-SPRTF-150	2	150	240	2.75

GE-DIE
 Vertical tee
 Dikey inij elemanı
 Вертикальный разъем



Part No	T	W	A	L
GE-DIE-10	1,00	100	A+120	350
GE-DIE-16	1,20	160	A+120	400
GE-DIE-20	1,50	200	A+120	450
GE-DIE-26	1,50	260	A+120	500
GE-DIE-30	1,50	300	A+120	550
GE-DIE-40	2,00	400	A+200	650
GE-DIE-50	2,00	500	A+200	750
GE-DIE-60	2,00	600	A+200	850

GE-DRP
 Drop-out plate
 Kablo çıkıp elemanı



Drop out plates provide a simple and smooth way for the cables to enter and leave the cable tray.

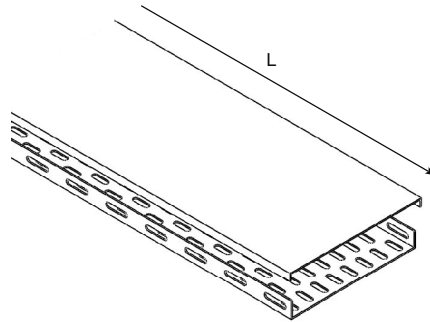
Kabloların kanal üzerinden rahat çıkıp girmesini sağlar. Tüm merdiven ölçülerinde mevcuttur.

Material options: Stainless steel AISI 304 (L) (A2) / AISI 316 (L) (A4), ST-37-42 Mild Steel, Corten A, Pregalvanized steel, Aluminum
 Finish options : Hot Dip Galvanized to EN 1461, Electrogalvanized to TS 149, Electrostatic Paint Coated, Prime coated
 See material & finish option charts for available product specific selections.

Cable Trays

GE-KTK1

Solid cover for cable tray/ ladder
 Standart kablo kanalýmerdiveni kapađy
 Крышка стандартная для кабельных
 Лестничных лотков

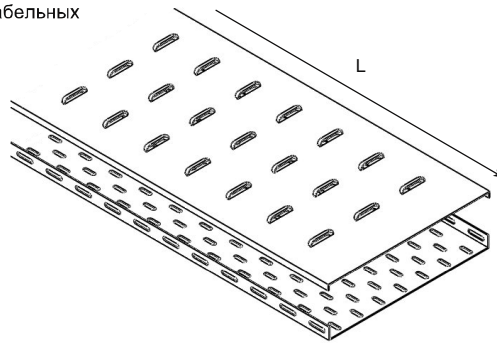


Part No	T	W	A	L	Kg/m
GE-KTK1-10	1	100	12	3000	1.10
GE-KTK1-15	1	150	12	3000	1.50
GE-KTK1-20	1	200	12	3000	2.00
GE-KTK1-25	1	250	12	3000	2.40
GE-KTK1-30	1	300	12	3000	2.80
GE-KTK1-40	1.2	400	12	3000	4.50
GE-KTK1-45	1.2	450	12	3000	5.00
GE-KTK1-50	1.2	500	12	3000	5.60
GE-KTK1-60	1.5	600	12	3000	8.20
GE-KTK1-75	1.5	750	12	3000	10.20
GE-KTK1-90	1.5	900	12	3000	12.15

Custom production available upon request.
 Ýsteđe göre diđer ölçülerde üretim yapılýr.
 Возможно изготовление продукции на заказ.

GE-KTK2

Louvered cover for cable tray/ ladder
 Pencereli kablo kanalýmerdiveni kapađy
 Крышка с отверстиями для кабельных
 Лестничных лотков

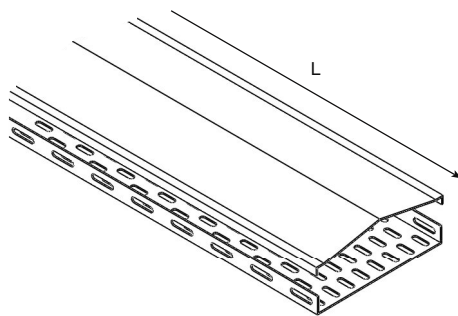


Part No	T	W	A	L	Kg/m
GE-KTK2-10	1	100	12	3000	1.10
GE-KTK2-15	1	150	12	3000	1.50
GE-KTK2-20	1	200	12	3000	2.00
GE-KTK2-25	1	250	12	3000	2.40
GE-KTK2-30	1	300	12	3000	2.80
GE-KTK2-40	1.2	400	12	3000	4.50
GE-KTK2-45	1.2	450	12	3000	5.00
GE-KTK2-50	1.2	500	12	3000	5.60
GE-KTK2-60	1.5	600	12	3000	8.20
GE-KTK2-75	1.5	750	12	3000	10.20
GE-KTK2-90	1.5	900	12	3000	12.15

Custom production available upon request.
 Ýsteđe göre diđer ölçülerde üretim yapılýr.
 Возможно изготовление продукции на заказ.

GE-KTK3

Peaked Cover For Cable Tray/ Ladder
 Çatallý Kablo KanalýMerdiveni Kapađy
 Остроконечная крышка для кабельных
 лестничных лотков



Part No	T	W	A	L	Kg/m
GE-KTK3-10	1	100	12	3000	1.30
GE-KTK3-15	1	150	12	3000	1.80
GE-KTK3-20	1	200	12	3000	2.40
GE-KTK3-25	1	250	12	3000	2.90
GE-KTK3-30	1	300	12	3000	3.00
GE-KTK3-40	1.2	400	12	3000	4.80
GE-KTK3-45	1.2	450	12	3000	5.50
GE-KTK3-50	1.2	500	12	3000	6.00
GE-KTK3-60	1.5	600	12	3000	8.50
GE-KTK3-75	1.5	750	12	3000	10.50
GE-KTK3-90	1.5	900	12	3000	12.60

Custom production available upon request.
 Ýsteđe göre diđer ölçülerde üretim yapılýr.
 Возможно изготовление продукции на заказ.

Material options: Stainless steel AISI 304 (L) (A2) / AISI 316 (L) (A4), ST-37-42 Mild Steel, Corten A, Pregalvanized steel, Aluminum
 Finish options : Hot Dip Galvanized to EN 1461, Electrogalvanized to TS 149, Electrostatic Paint Coated, Prime coated
 See material & finish option charts for available product specific selections.

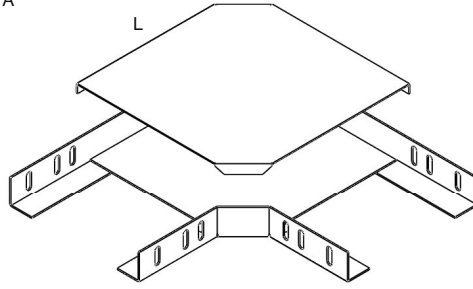
Cable Trays

GE-DK

Cover for flat bend

Yatay dönüş kapağı

Крышка горизонтального лотка



Part No	T	W	A	L	Kg
GE-DK-10	1	100	12	145	0.21
GE-DK-15	1	150	12	195	0.37
GE-DK-20	1	200	12	245	0.57
GE-DK-25	1	250	12	295	0.82
GE-DK-30	1	300	12	345	1.10
GE-DK-40	1.2	400	12	445	2.20
GE-DK-45	1.2	450	12	495	2.70
GE-DK-50	1.2	500	12	545	3.25
GE-DK-60	1.5	600	12	645	5.70
GE-DK-75	1.5	750	12	795	8.55
GE-DK-90	1.5	900	12	945	12.00

Custom production available upon request.

İsteğe göre diğer ölçülerde üretim yapılır.

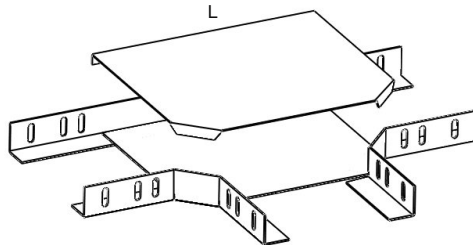
Возможно изготовление продукции на заказ.

GE-TK

Cover for tee

T kapağı

Крышка т-образного разветвления



Part No	T	W	A	L	Kg/m
GE-TK-10	1	100	12	180	0.25
GE-TK-15	1	150	12	230	0.41
GE-TK-20	1	200	12	280	0.63
GE-TK-25	1	250	12	330	0.89
GE-TK-30	1	300	12	380	1.20
GE-TK-40	1.2	400	12	480	2.30
GE-TK-45	1.2	450	12	530	2.80
GE-TK-50	1.2	500	12	580	3.40
GE-TK-60	1.5	600	12	680	5.90
GE-TK-75	1.5	750	12	830	8.82
GE-TK-90	1.5	900	12	980	12.35

Custom production available upon request.

İsteğe göre diğer ölçülerde üretim yapılır.

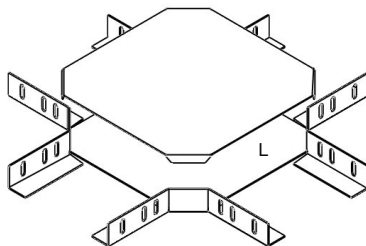
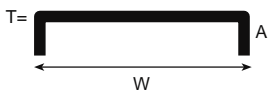
Возможно изготовление продукции на заказ.

GE-DBK

Cover for crossing

Dörtlü bağlantı kapağı

Крышка крестообразной секции



Part No	T	W	A	L	Kg
GE-DBK-10	1	100	12	180	0.29
GE-DBK-15	1	150	12	230	0.47
GE-DBK-20	1	200	12	280	0.69
GE-DBK-25	1	250	12	330	0.96
GE-DBK-30	1	300	12	380	1.27
GE-DBK-40	1.2	400	12	480	2.40
GE-DBK-45	1.2	450	12	530	3.00
GE-DBK-50	1.2	500	12	580	3.60
GE-DBK-60	1.5	600	12	680	6.10
GE-DBK-75	1.5	750	12	830	9.10
GE-DBK-90	1.5	900	12	980	12.70

Custom production available upon request.

İsteğe göre diğer ölçülerde üretim yapılır.

Возможно изготовление продукции на заказ.

Material options: Stainless steel AISI 304 (L) (A2) / AISI 316 (L) (A4), ST-37-42 Mild Steel, Corten A, Pregalvanized steel, Aluminum
 Finish options : Hot Dip Galvanized to EN 1461, Electrogalvanized to TS 149, Electrostatic Paint Coated, Prime coated
 See material & finish option charts for available product specific selections.

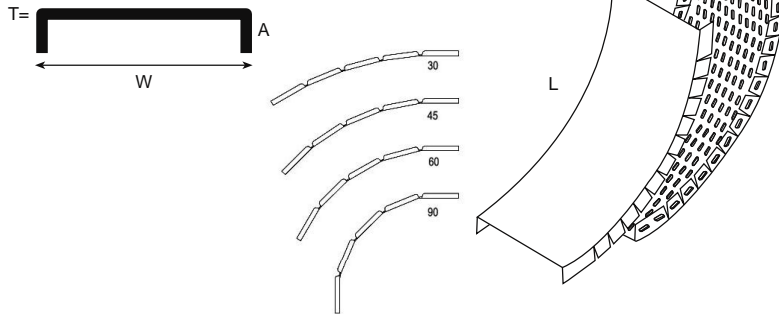
Cable Trays

GE-IBFK

Cover for inside bend, flexible

Ў бүйке караўу

Крышка внутреннего вертикального угольника



Part No	T	W	A	L	Kg
GE-IBFK-10	1	100	12	540	0.73
GE-IBFK-15	1	150	12	540	1.00
GE-IBFK-20	1	200	12	540	1.32
GE-IBFK-25	1	250	12	540	1.60
GE-IBFK-30	1	300	12	540	1.85
GE-IBFK-40	1.2	400	12	540	3.00
GE-IBFK-45	1.2	450	12	540	3.30
GE-IBFK-50	1.2	500	12	540	3.70
GE-IBFK-60	1.5	600	12	540	5.40
GE-IBFK-75	1.5	750	12	540	6.75
GE-IBFK-90	1.5	900	12	540	8.00

Custom production available upon request.

Ўстеде göre diđer ölçülerde üretim yapıў.

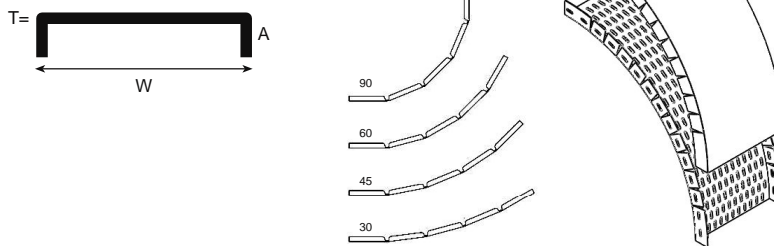
Возможно изготовление продукции на заказ.

GE-OBFK

Cover for outside bend, flexible

Ды бүйке караўу

Крышка внешнего вертикального угольника



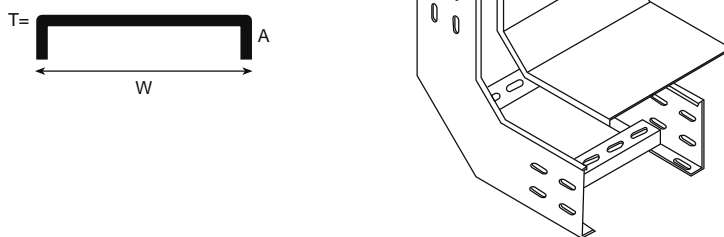
Part No	T	W	A	L	Kg/m
GE-OBFK-10	1	100	12	540	0.73
GE-OBFK-15	1	150	12	540	1.00
GE-OBFK-20	1	200	12	540	1.32
GE-OBFK-25	1	250	12	540	1.60
GE-OBFK-30	1	300	12	540	1.85
GE-OBFK-40	1.2	400	12	540	3.00
GE-OBFK-45	1.2	450	12	540	3.30
GE-OBFK-50	1.2	500	12	540	3.70
GE-OBFK-60	1.5	600	12	540	5.40
GE-OBFK-75	1.5	750	12	540	6.75
GE-OBFK-90	1.5	900	12	540	8.00

GE-IBK

Cover for inside bend

Ў бүйке караўу

Крышка внутреннего вертикального угольника



Part No	T	W	A	L	Kg
GE-IBK-10	1	100	12	540	0.73
GE-IBK-15	1	150	12	540	1.00
GE-IBK-20	1	200	12	540	1.32
GE-IBK-25	1	250	12	540	1.60
GE-IBK-30	1	300	12	540	1.85
GE-IBK-40	1.2	400	12	540	3.00
GE-IBK-45	1.2	450	12	540	3.30
GE-IBK-50	1.2	500	12	540	3.70
GE-IBK-60	1.5	600	12	540	5.40
GE-IBK-75	1.5	750	12	540	6.75
GE-IBK-90	1.5	900	12	540	8.00

Custom production available upon request.

Ўстеде göre diđer ölçülerde üretim yapıў.

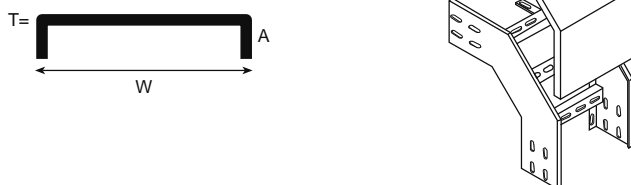
Возможно изготовление продукции на заказ.

GE-OBK

Cover for outside bend,

Ды бүйке караўу

Крышка внешнего вертикального угольника

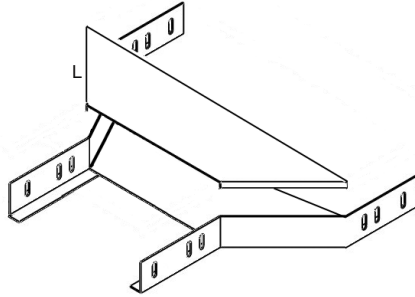


Part No	T	W	A	L	Kg
GE-OBK-10	1	100	12	540	0.73
GE-OBK-15	1	150	12	540	1.00
GE-OBK-20	1	200	12	540	1.32
GE-OBK-25	1	250	12	540	1.60
GE-OBK-30	1	300	12	540	1.85
GE-OBK-40	1.2	400	12	540	3.00
GE-OBK-45	1.2	450	12	540	3.30
GE-OBK-50	1.2	500	12	540	3.70
GE-OBK-60	1.5	600	12	540	5.40
GE-OBK-75	1.5	750	12	540	6.75
GE-OBK-90	1.5	900	12	540	8.00

Material options: Stainless steel AISI 304 (L) (A2) / AISI 316 (L) (A4), ST-37-42 Mild Steel, Corten A, Pregalvanized steel, Aluminum
 Finish options : Hot Dip Galvanized to EN 1461, Electrogalvanized to TS 149, Electrostatic Paint Coated, Prime coated
 See material & finish option charts for available product specific selections.

Cable Trays

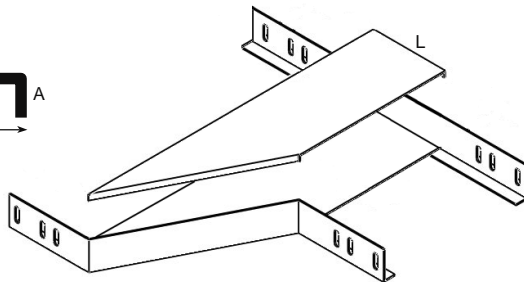
GE-RK
 Reducer cover
 Redüksiyon kapağı
 Крышка редуктора



Part No	T	W	A	L	kg
GE-RK-10-20	1	100 - 200	12	70	0.15
GE-RK-10-30	1	100 - 300	12	110	0.25
GE-RK-10-40	1.2	100 - 400	12	170	0.50
GE-RK-10-50	1.2	100 - 500	12	210	0.75
GE-RK-10-60	1.5	100 - 600	12	260	1.10
GE-RK-10-75	1.5	100 - 750	12	330	1.70
GE-RK-10-90	1.5	100 - 900	12	420	2.55

Custom production available upon request.
 Üstede göre diğerk ölçülerde üretim yapılır.
 Возможно изготовление продукции на заказ.

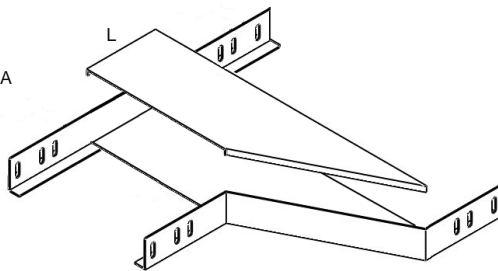
GE-RRK
 Right reducer cover
 Sağda redüksiyon kapağı
 Крышка редуктора



Part No	T	W	A	L	kg
GE-RRK-10-20	1	100 - 200	12	70	0.15
GE-RRK-10-30	1	100 - 300	12	110	0.35
GE-RRK-10-40	1.2	100 - 400	12	170	0.70
GE-RRK-10-50	1.2	100 - 500	12	210	1.00
GE-RRK-10-60	1.5	100 - 600	12	260	1.50
GE-RRK-10-75	1.5	100 - 750	12	330	2.35
GE-RRK-10-90	1.5	100 - 900	12	420	3.55

Custom production available upon request.
 Üstede göre diğerk ölçülerde üretim yapılır.
 Возможно изготовление продукции на заказ.

GE-RLK
 Left reducer cover
 Sola redüksiyon kapağı
 Крышка редуктора



Part No	T	W	A	L	kg
GE-RLK-10-20	1	100 - 200	12	70	0.15
GE-RLK-10-30	1	100 - 300	12	110	0.35
GE-RLK-10-40	1.2	100 - 400	12	170	0.70
GE-RLK-10-50	1.2	100 - 500	12	210	1.00
GE-RLK-10-60	1.5	100 - 600	12	260	1.50
GE-RLK-10-75	1.5	100 - 750	12	330	2.35
GE-RLK-10-90	1.5	100 - 900	12	420	3.55

Custom production available upon request.
 Üstede göre diğerk ölçülerde üretim yapılır.
 Возможно изготовление продукции на заказ.

Material options: Stainless steel AISI 304 (L) (A2) / AISI 316 (L) (A4), ST-37-42 Mild Steel, Corten A, Pregalvanized steel, Aluminum
 Finish options : Hot Dip Galvanized to EN 1461, Electrogalvanized to TS 149, Electrostatic Paint Coated, Prime coated
 See material & finish option charts for available product specific selections.

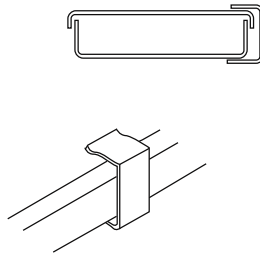
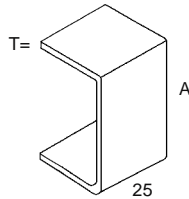
Cable Trays

GE-KTKT1

Slide-in cover clamp

Geçmeli tip kapak kelepçesi

Скоба для крышки



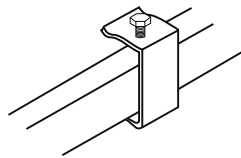
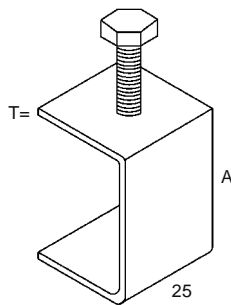
Part No	T	A	Kg
GE-KTKT1-25	1.5	25	0.026
GE-KTKT1-40	1.5	40	0.032
GE-KTKT1-50	1.5	50	0.035
GE-KTKT1-60	1.5	60	0.039
GE-KTKT1-70	1.5	70	0.042
GE-KTKT1-80	2	80	0.060
GE-KTKT1-100	2	100	0.070
GE-KTKT1-125	2	125	0.080
GE-KTKT1-150	2	150	0.090

GE-KTKT2

Bolted type cover clamp

Cıvatalı tip kapak kelepçesi

Скоба для крышки



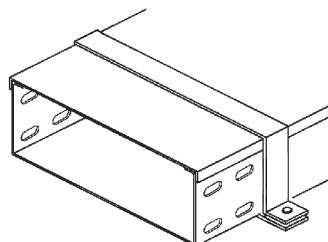
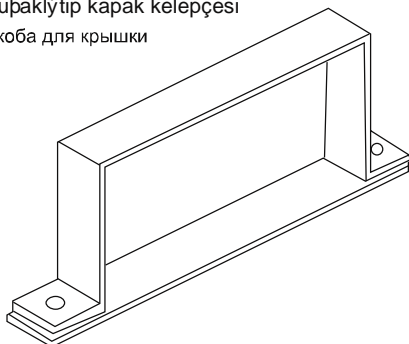
Part No	T	A	Kg
GE-KTKT2-25	2	25	0.050
GE-KTKT2-40	2	40	0.060
GE-KTKT2-50	2	50	0.070
GE-KTKT2-60	2	60	0.080
GE-KTKT2-70	2	70	0.090
GE-KTKT2-80	2	80	0.110
GE-KTKT2-100	2	100	0.120
GE-KTKT2-125	2	125	0.130
GE-KTKT2-150	2	150	0.150

GE-KTKT3

Wrap-around cover clamp

Kıvraklı tip kapak kelepçesi

Скоба для крышки

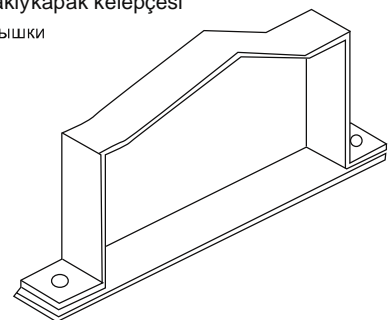


GE-KTKT4

Peak type wrap-around cover clamp

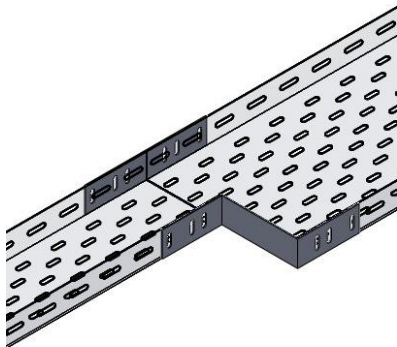
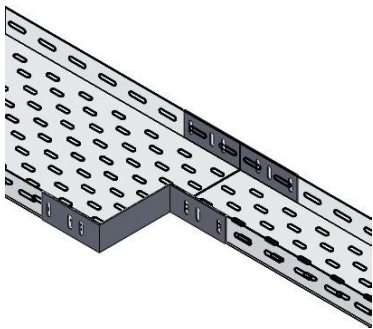
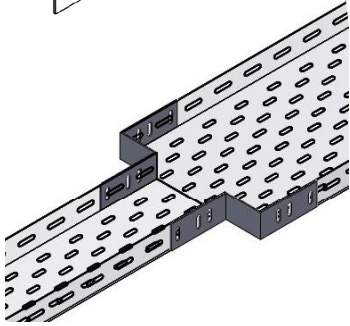
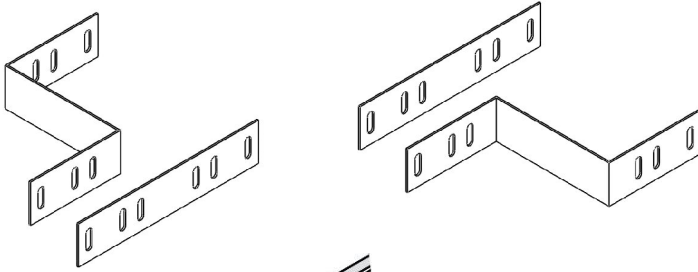
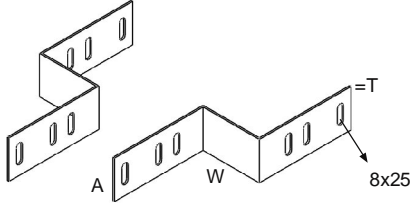
Çatı tipi kıvraklı kapak kelepçesi

Скоба для крышки



Material options: Stainless steel AISI 304 (L) (A2) / AISI 316 (L) (A4), ST-37-42 Mild Steel, Corten A, Pregalvanized steel, Aluminum
 Finish options : Hot Dip Galvanized to EN 1461, Electrogalvanized to TS 149, Electrostatic Paint Coated, Prime coated
 See material & finish option charts for available product specific selections.

GE-REK
 Abrupt reducer
 Ek tipi redüksiyon
 Редукции



Part No	T	W	A	Kg
GE-REK-5-A25	1.5	50	25	0.16
GE-REK-10-A25	1.5	100	25	0.18
GE-REK-15-A25	2.0	150	25	0.26
GE-REK-20-A25	2.0	200	25	0.29
GE-REK-30-A25	2.0	300	25	0.32
GE-REK-5-A40	1.5	50	40	0.25
GE-REK-10-A40	1.5	100	40	0.28
GE-REK-15-A40	2.0	150	40	0.40
GE-REK-20-A40	2.0	200	40	0.44
GE-REK-30-A40	2.0	300	40	0.50
GE-REK-5-A50	1.5	50	50	0.32
GE-REK-10-A50	1.5	100	50	0.35
GE-REK-15-A50	2.0	150	50	0.50
GE-REK-20-A50	2.0	200	50	0.55
GE-REK-30-A50	2.0	300	50	0.63
GE-REK-5-A60	1.5	50	60	0.38
GE-REK-10-A60	1.5	100	60	0.42
GE-REK-15-A60	2.0	150	60	0.60
GE-REK-20-A60	2.0	200	60	0.65
GE-REK-30-A60	2.0	300	60	0.75
GE-REK-5-A70	1.5	50	70	0.45
GE-REK-10-A70	1.5	100	70	0.49
GE-REK-15-A70	2.0	150	70	0.70
GE-REK-20-A70	2.0	200	70	0.76
GE-REK-30-A70	2.0	300	70	0.87
GE-REK-5-A80	1.5	50	80	0.51
GE-REK-10-A80	1.5	100	80	0.56
GE-REK-15-A80	2.0	150	80	0.80
GE-REK-20-A80	2.0	200	80	0.87
GE-REK-30-A80	2.0	300	80	1.00
GE-REK-5-A100	1.5	50	100	0.64
GE-REK-10-A100	1.5	100	100	0.70
GE-REK-15-A100	2.0	150	100	0.76
GE-REK-20-A100	2.0	200	100	1.00
GE-REK-30-A100	2.0	300	100	1.25
GE-REK-5-A100	1.5	50	125	0.80
GE-REK-10-A125	1.5	100	125	0.87
GE-REK-15-A125	2.0	150	125	1.26
GE-REK-20-A125	2.0	200	125	1.36
GE-REK-30-A125	2.0	300	125	1.56
GE-REK-5-A150	1.5	50	150	0.95
GE-REK-10-A150	1.5	100	150	1.05
GE-REK-15-A150	2.0	150	150	1.50
GE-REK-20-A150	2.0	200	150	1.65
GE-REK-30-A150	2.0	300	150	1.90